

Royal Borough of Greenwich FOI and EIR Performance report

2021 Calendar Year

Overall FOIs and EIRs for 2021		
Number received	Percentage completed within statutory deadline	ICO Statutory performance requirement
1,698	86%	90%

2019	2020	2021
1,865	1,688	1,698
90%	89%	86%

BY REQUEST TYPE

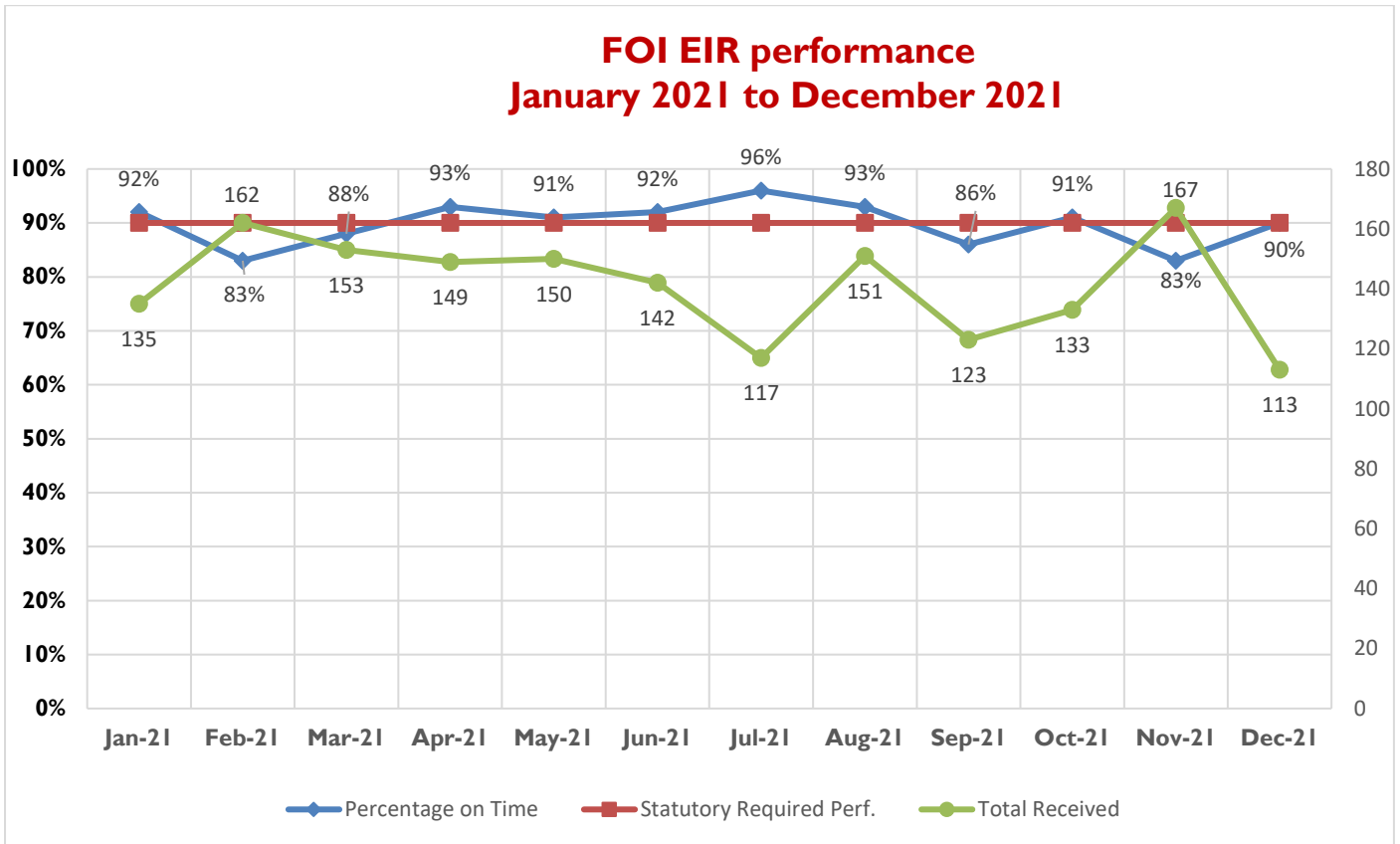
EIR Requests in 2021		
No. received	No. on time	Percentage
149	118	79%

FOI Requests in 2021		
No. received	No. on time	Percentage
1,549	1,347	87%

BY DEPARTMENT

Directorate	No. of requests attributed to department	Closed on Time	Percentage on Time
Children's Services	238	237	100%
Communities and Environment - (Overall)	432	411	95%
Housing and Safer Communities	411	334	81%
Finance & Legal Services - (Overall)	263	236	90%
Health and Adults	227	227	100%
Regeneration, Enterprise and Skills	459	407	89%

Note that the total above adds up to more than the number received due to multiple departments being jointly assigned to some FOIs/EIRs and also due to the different reporting arrangements for Finance & Legal Services and Communities & Environment directorates.

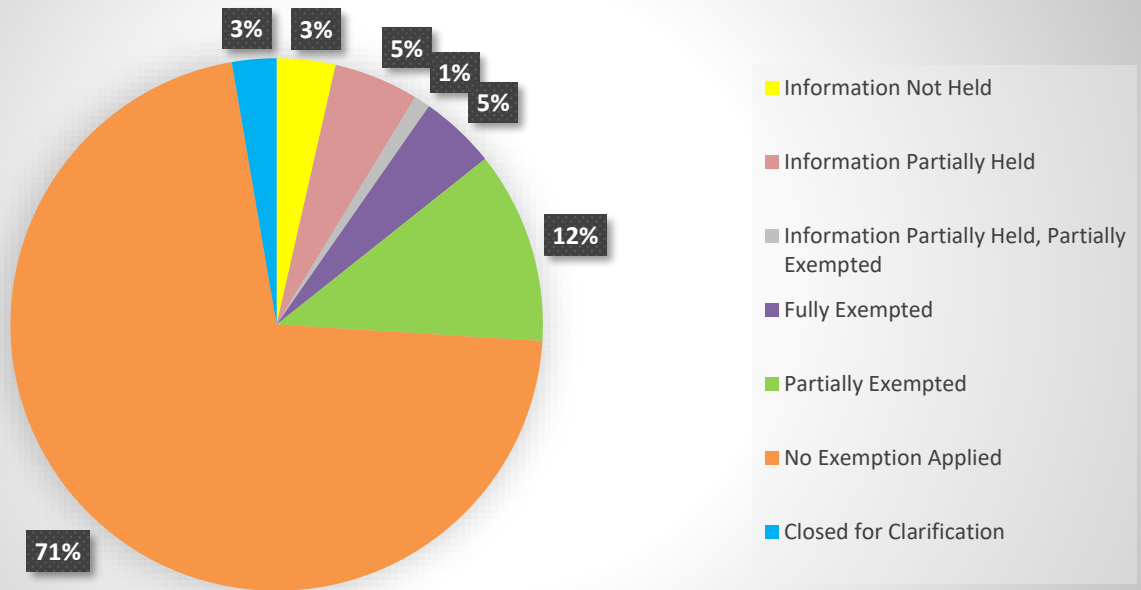


FOI Status report

In line with the ICO’s requirements, we have produced the FOI Status report, as set out below for the 2021 calendar year, recording the instances in which information has either been held, partially held or not held, and where information has been either fully or partially exempted.

Category	Number	%
Information Not Held	54	3%
Information Partially Held	78	5%
Information Partially Held, Partially Exempted	15	1%
Fully Exempted	70	5%
Partially Exempted	177	12%
No Exemption Applied	1081	71%
Closed for Clarification	41	3%
Deadline Extended (Public Interest Test)	0	0%

FOI's 2021

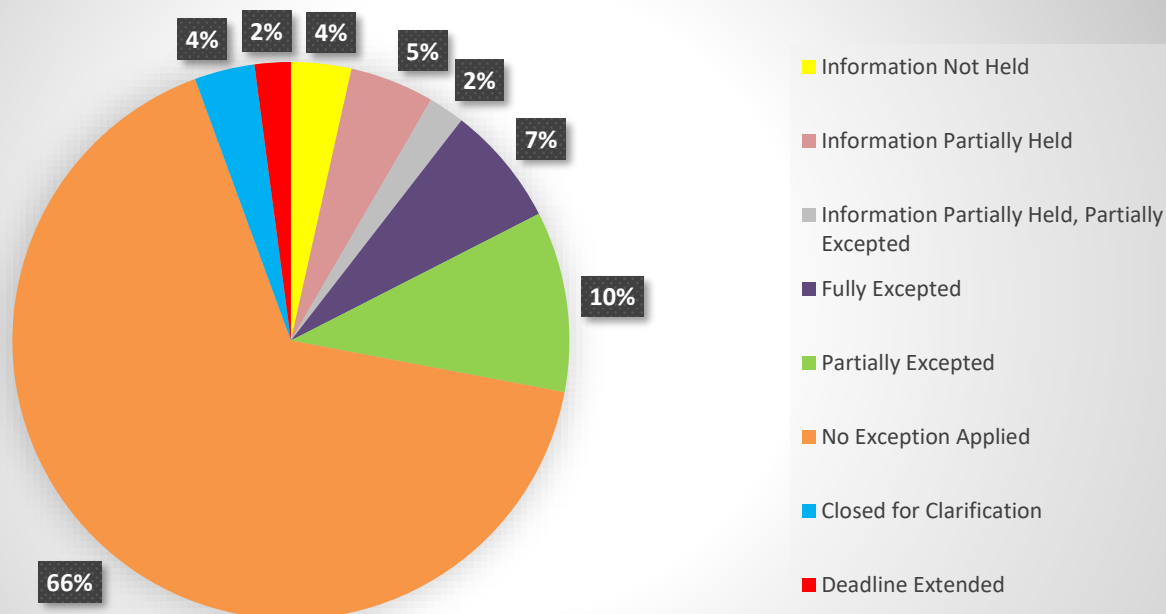


EIR Status report

In line with the ICO's requirements, we have produced the EIR Status report, as set out below for the 2021 calendar year, recording the instances in which information has either been held, partially held or not held, and where information has been either fully or partially excepted.

Category	Number	%
Information Not Held	5	4%
Information Partially Held	7	5%
Information Partially Held, Partially Exempted	3	2%
Fully Exempted	10	7%
Partially Exempted	15	10%
No Exception Applied	95	66%
Closed for Clarification	5	4%
Deadline Extended	3	2%

EIR's 2021



FOI Internal Review report

In line with the ICO's requirements, we have produced the report on FOI Internal Reviews for the 2021 calendar year, recording the instances in which any Internal Reviews were either upheld, partially upheld or overturned for the original FOI response. I.e. where an Internal review response is recorded as upheld, the Council is stating that its' original response was correct.

FOI INTERNAL REVIEWS 2021

FOI Internal Review	2021				
	Upheld	Partially Upheld	Not Upheld	Ongoing IR	TOTALS
Non-Disclosure (Exemption)	11	3	2	0	16
Insufficient Information	16	5	4	1	26
Multiple reasons	1	0	0	0	1
Lateness	0	0	0	0	0
TOTALS	28	8	6	1	43
Total FOI Internal Reviews this calendar year:	43				

EIR Internal Review report

In line with the ICO's requirements, we have produced the report on EIR Internal Reviews for the 2021 calendar year, recording the instances in which any Internal Reviews were either upheld, partially upheld or overturned for the original FOI response. I.e. where an Internal review response is recorded as upheld, the Council is stating that its' original response was correct.

EIR INTERNAL REVIEWS 2021

EIR Internal Review	2021				
REASONS	Upheld	Partially Upheld	Not Upheld	Ongoing IR	TOTALS
Non-Disclosure (Exemption)	5	0	0	0	5
Insufficient Information	3	2	0	0	5
Multiple reasons	0	0	0	0	0
Lateness	0	0	0	0	0
TOTALS	8	2	0	0	<u>10</u>
Total FOI Internal Reviews this calendar year:	10				