

Recycling

Recycling is not new! We have always done it. Recycling is using things that have already been used and transforming them into new goods that can be sold and used again.

Humans used to melt down swords to make new tools, or broken jewellery to make beautiful new pieces.



Did You Know?

The average family throws away six trees worth of paper each year!

Every year we need a forest the size of Wales to provide all the paper we use in the UK.



It can take just

7 days

to turn recycled paper back into new newspapers, books or magazines.



Recycling one glass bottle can light a bulb for

4 hours!


Each tonne of recycled paper will save

17 trees,

the equivalent of

110 wheelie bins

worth of water and enough energy to heat up a UK house for one year.


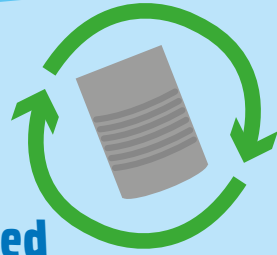


Every year, each Londoner produces the equivalent of two grizzly bears worth of waste.

Imagine having to drag two grizzly bears worth of rubbish behind you!

Cans and tins can be recycled over and over.

Every steel can is **100% recyclable**. It can be turned into more steel cans, bicycles, parts for cars and many other every day products each and every time.



It takes 10 plastic bottles to make a T-shirt and 20 for one fleece.



If every Londoner recycled one more glass jar every week, the capital could save enough glass in a single year to replace **half of the windows on the Shard.**

Recycling one aluminium can powers a TV for three hours.



Glass is made from sand.

Glass bottles and jars can easily be recycled to make new glass bottles and jars.

The amount of waste paper buried in landfill sites each year would fill **103,448 double decker buses.**





ROYAL borough of
GREENWICH

Top Tips

1. Think outside the kitchen!

Look for items that can be recycled outside the kitchen. The bathroom is a good place to look: shampoo and shower gel bottles, can be recycled too!



Be careful

Do not touch cleaning products as they can be dangerous. **Ask a parent to help you with the bottles.**



3. Bag up old clothes

In your cupboard, keep a bag for clothes that are too small or you will not wear anymore.

Once you have filled the bag, you can take the clean clothes to a charity shop or to a textiles bank with your parent.




2. Look out for labels




When you go shopping to the supermarket with your parents, you should check wrappers to see if packaging can be recycled.

Most food packets will have little pictures on the back, like the ones below. **These pictures tell you if the wrapper can be recycled or not.**



4. Rinse!



Remember to rinse your recycling before putting it in the bin. If you don't it could start rotting and attract bugs and flies.

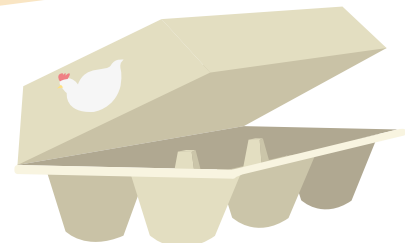

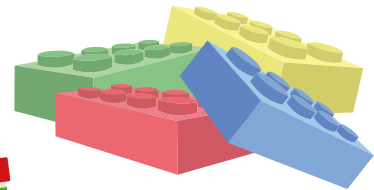





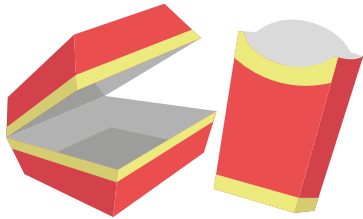

Also if it is not rinsed, it will make the whole pile dirty and it will be recycled.

What a waste!

Level 1

What goes in


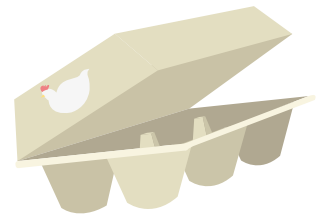
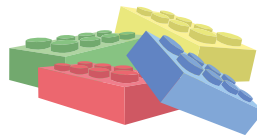





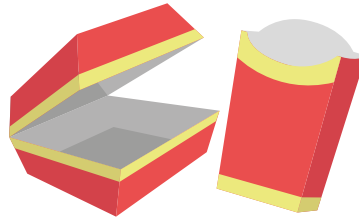


Circle what can be put in the recycling bin and cross out the items that must not be put into the recycling bin.



the Blue bin?

Level 2

Circle what can be put in the recycling bin and cross out the items that must not be put into the recycling bin.



Activities

At Home

Find out what you can put in your recycling bin where you live.

Get your friends to use the Recycle Now locator: www.recyclenow.com/local-recycling to find out what items can be recycled locally and in recycling facilities.

Think about how you can help recycle at home.

Could you create a poster for your kitchen?

Make some paper!

1. Get some paper scraps and soak them for about 30 minutes in hot soapy water (a bit of washing up liquid is fine).
2. You can even add some food colouring to make fun coloured paper.
3. Pour the mixture into a shallow container, then press a piece of plastic on top of the mixture and squeeze all of the water out.
4. Remove the plastic.
5. Lay another tea towel on top and roll it out with a rolling pin so it is very thin.
6. Let it dry for a day. You may want to ask a parent to iron it to dry faster.

Once it is dry, the paper is ready to use!

At School

Find out what your class throws away over two weeks:

1. With your teacher's approval, list and count all the recyclable items put in your class recycling bin.
2. Make a list of the items that should not have been put in the recycling bin and count them.
3. Look at your general waste bin: are there some items that should have been put in the recycling bin? Which ones?

Recycling Star

Organise a 'Gold Star' recycling scheme, monitoring which class recycles most on a weekly/daily basis. Gold, silver and bronze recyclers could receive an eco-friendly prize. *You decide on the prize!*



Make a Poster

With your class mates, create a poster to show what can and cannot be recycled in the school recycling bin. You could use paint, felt tip pens, or even real items. Make it colourful!

You could even organise a competition amongst the classes, and the best poster will be used for the whole school!

Recycling Rota

Create a rota for emptying your class recycling bin and checking for the wrong items in it. Everyone will learn soon enough!

Create a recycling suggestion box

For example, ask pupils and teachers to give ideas about what could be made out of some recycled items, or where to put recycling bins to make it more obvious to everyone. You could run a competition of the best ideas every term.

Word search

Can you find all the words throughout the grid?

Level 1

BOTTLE
CAN
GLASS
FOOD
NAPPIES
PAPER
PLASTIC
RECYCLE
TIN
WASTE

L	I	A	Z	G	L	A	S	S	B	N
A	I	R	F	D	S	X	S	H	O	G
I	U	X	F	P	Q	X	D	Z	T	L
R	E	C	Y	C	L	E	C	Z	T	N
B	F	A	C	A	N	A	S	W	L	S
H	M	Y	S	A	B	E	S	Q	E	B
C	W	F	I	A	I	W	U	T	A	V
J	V	N	O	P	D	A	Q	V	I	V
P	I	V	P	O	N	S	Z	K	K	C
T	Y	A	Y	Y	D	T	S	A	V	W
A	N	V	P	A	P	E	R	K	S	G

Level 2

BAG
BIN
BOTTLE
CIGARETTE
CLEAN
ENVIRONMENT
GLASS
GLOVES
LITTER
PACKET
PLASTIC

RUBBISH
WILDLIFE
WIPE
WRAPPER

C	C	P	A	J	G	Q	W	M	I	D	N	C	T	N
Q	L	X	P	B	I	N	F	H	Z	B	T	N	B	X
B	E	I	J	A	X	I	S	U	I	V	E	E	N	W
K	O	D	T	A	C	I	O	F	A	M	J	E	T	I
R	P	T	V	T	B	K	E	B	N	J	M	L	T	L
Z	X	W	T	B	E	E	E	O	J	A	Y	J	A	D
L	Y	E	U	L	I	R	R	T	F	C	R	K	C	L
Q	I	R	C	S	E	I	S	N	A	L	L	I	I	I
L	H	W	S	P	V	S	S	T	N	B	T	E	G	F
H	U	A	P	N	Y	E	L	C	O	S	J	S	A	E
R	L	A	E	Y	V	W	B	E	A	H	Q	Q	R	N
G	R	X	E	O	X	A	B	L	J	V	M	S	E	E
W	V	R	L	D	V	Z	P	N	I	K	C	N	T	Q
P	B	G	T	G	C	J	P	K	F	N	F	V	T	U
Z	N	A	G	B	V	Z	B	A	G	W	I	P	E	I