

Shooters Hill

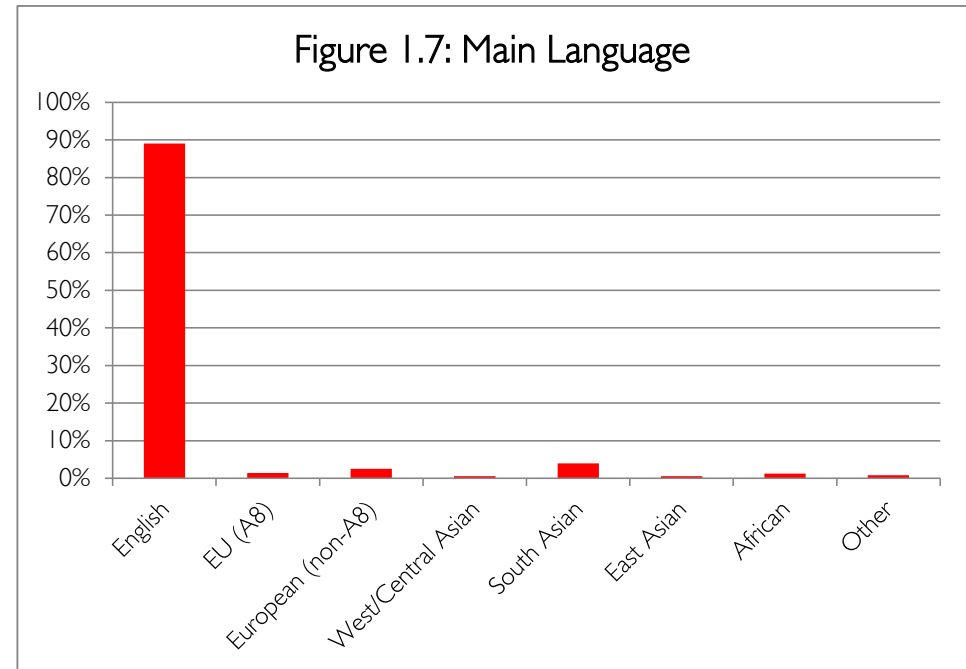
1.7 Main Language

	Number	%
Total Population (aged 3+)	12,884	
English	11,468	89.0%
EU (A8)	185	1.4%
European (non-A8)	325	2.5%
West/Central Asian	71	0.6%
South Asian	505	3.9%
East Asian	67	0.5%
African	157	1.2%
Other	106	0.8%

1.8 Most Common Spoken Languages (non-English)

	Number	%
Non-English Speakers (Main Language)	1,416	
1 - South Asian Language; Panjabi	160	11.3%
2 - South Asian Language; Nepalese	123	8.7%
3 - Other European Language (EU); Polish	86	6.1%
4 - South Asian Language; Urdu	84	5.9%
5 - Spanish	65	4.6%

Figure 1.7: Main Language



Source: ONS Census (2011) Table QS204EW Main Language

Shooters Hill

1.9 Length of Residence in the UK	Number	%
Total Population	13,433	
Born in the UK	10,233	76.2%
Less than 2 Years	300	2.2%
2 to 5 Years	394	2.9%
5 to 10 Years	663	4.9%
10 Years+	1,843	13.7%

Source: ONS Census (2011) Table QS803EW Length of Residence in the UK

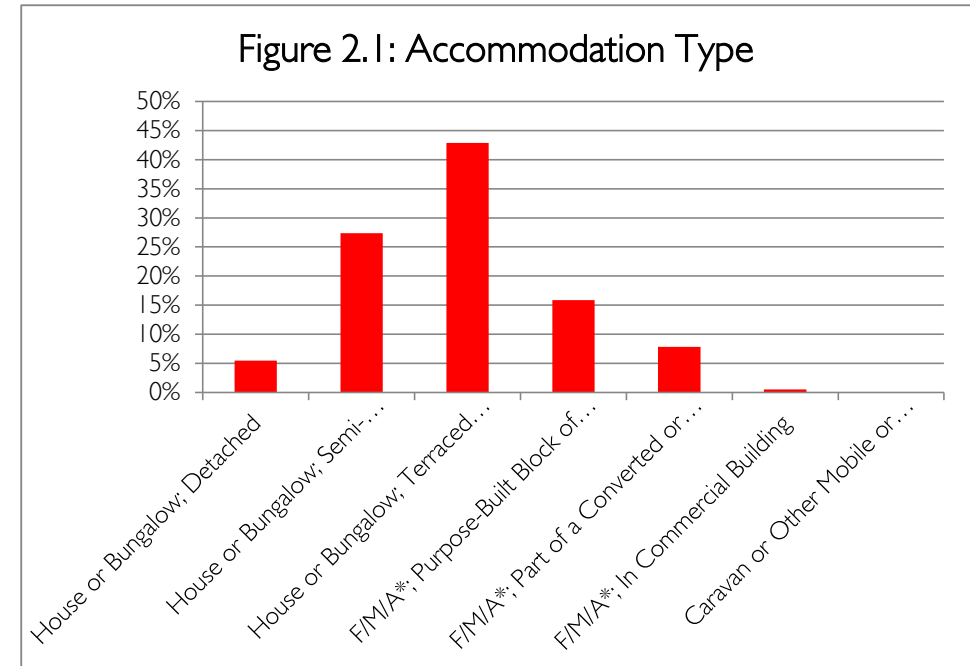
Shooters Hill

2. HOUSEHOLDS

2.1 Accommodation Type

	Number	%
All Household Spaces	5,487	
With Residents	5,322	97.0%
With No Usual Residents	165	3.0%
Accommodation Type:		
Total Dwellings	5,487	
House or Bungalow; Detached	301	5.5%
House or Bungalow; Semi-Detached	1,503	27.4%
House or Bungalow; Terraced (including End-Terrace)	2,354	42.9%
F/M/A*; Purpose-Built Block of Flats or Tenement	871	15.9%
F/M/A*; Part of a Converted or Shared House (including Bed-Sits)	429	7.8%
F/M/A*; In Commercial Building	29	0.5%
Caravan or Other Mobile or Temporary Structure	0	0.0%

*F/M/A = Flat, maisonette, apartment

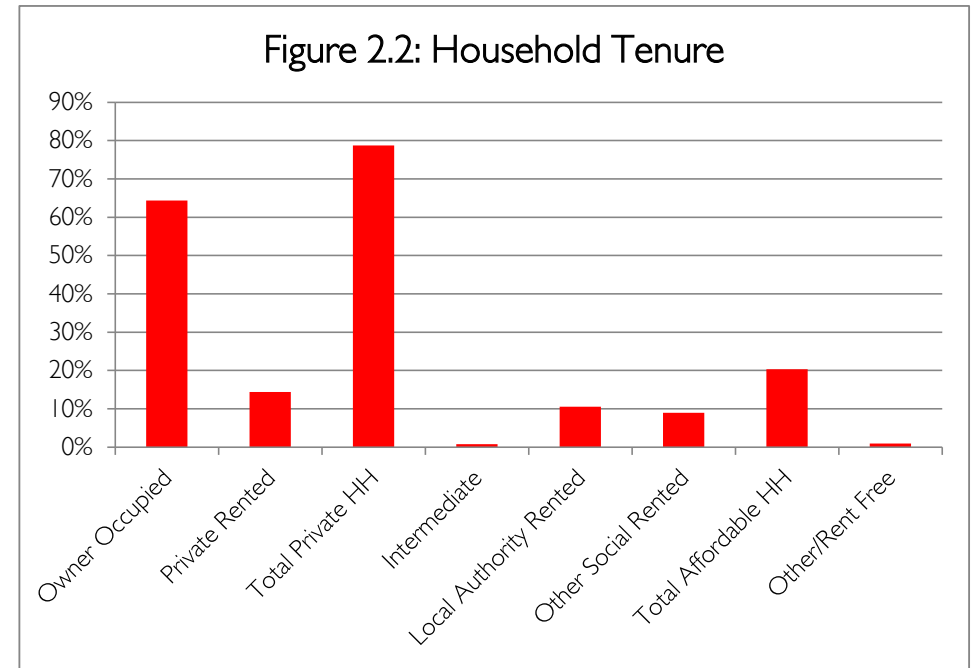


Source: ONS Census (2011) Table KS401EW Dwellings, Household Spaces and Accommodation Type

Shooters Hill

2.2 Household Tenure

	Number	%
All Households Spaces with Residents	5,322	
Owner Occupied	3,425	64.4%
Private Rented	765	14.4%
Total Private Households	4,190	78.7%
Intermediate	40	0.8%
Local Authority Rented	562	10.6%
Other Social Rented	478	9.0%
Total Affordable Households	1,080	20.3%
Other/Rent Free	52	1.0%

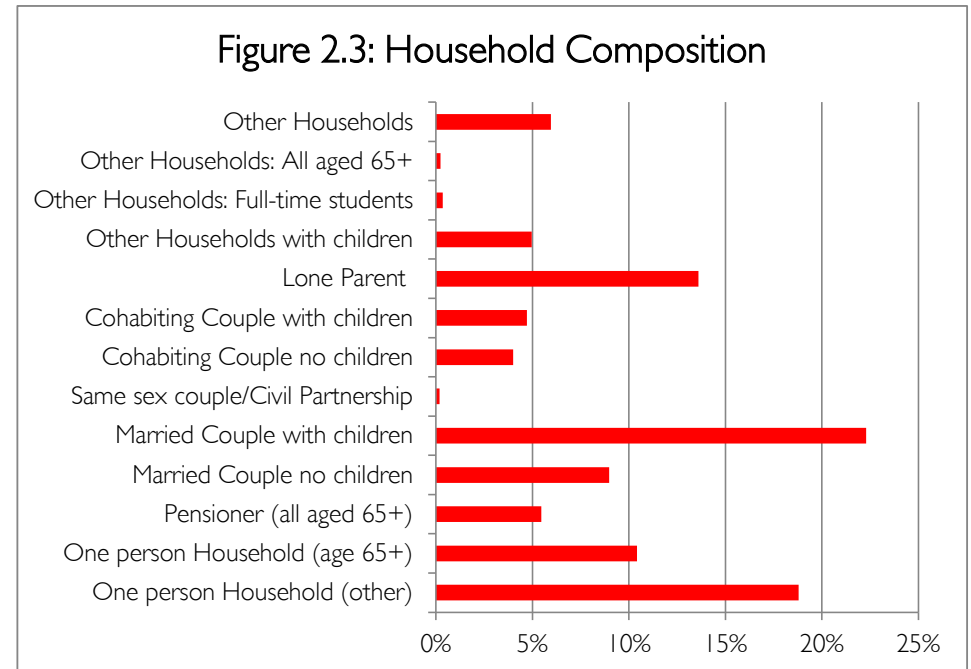


Source: ONS Census (2011) Table QS405EW Tenure - Households

Shooters Hill

2.3 Household Composition

	Number	%
One Person Households	1,555	29.2%
One person Household (other)	1,000	18.8%
One person Household (age 65+)	555	10.4%
Family Households	3,154	59.3%
Pensioner (all aged 65+)	291	5.5%
Married Couple no children	478	9.0%
Married Couple with children	1,187	22.3%
Same sex couple/Civil Partnership	10	0.2%
Cohabiting Couple no children	213	4.0%
Cohabiting Couple with children	251	4.7%
Lone Parent	724	13.6%
Other Households	613	11.5%
Other Households with children	264	5.0%
Other Households: Full-time students	19	0.4%
Other Households: All aged 65+	13	0.2%
Other Households	317	6.0%



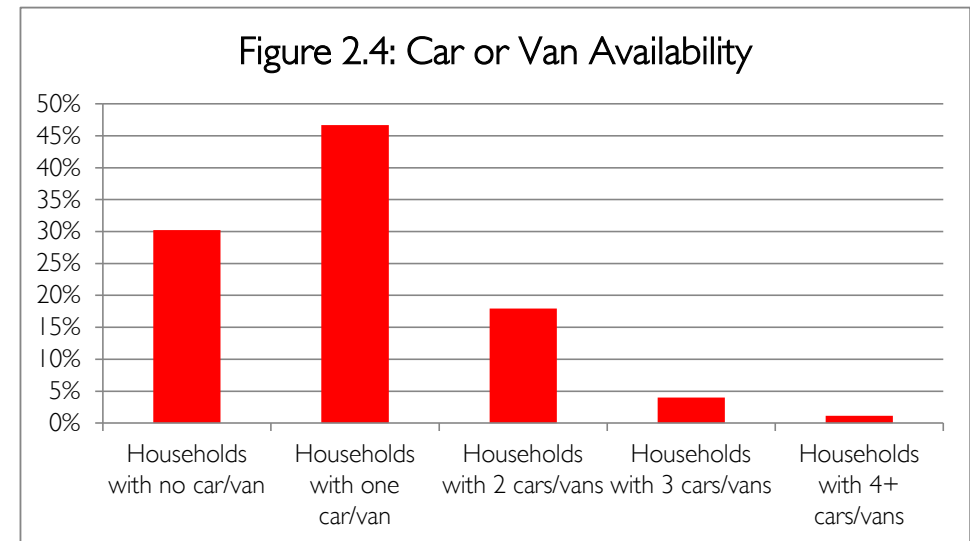
Source: ONS Census (2011) Table QS113EW Household Composition - Households

Shooters Hill

2.4 Rooms, Bedrooms and Central Heating	Number	%
Average Household Size	2.52	
All Households Spaces with Residents	5,322	
Households with Central Heating	5,193	97.6%
Households without Central Heating	129	2.4%
Households with an Occupancy Rating (Bedrooms) of -1 or Less	441	8.3%

Source: ONS Census (2011) Table KS403EW Rooms, Bedrooms and Central Heating

2.5 Cars or Van Availability	Number	%
All Households	5,322	
Households with no car/van	1,608	30.2%
Households with one car/van	2,484	46.7%
Households with 2 cars/vans	955	17.9%
Households with 3 cars/vans	214	4.0%
Households with 4+ cars/vans	61	1.1%
All Cars and Vans in the Ward	5,298	



Source: ONS Census (2011) Table QS416EW Car or Van Availability

Shooters Hill

3. HEALTH

3.1 General Health, Provision of Unpaid Care and People with Long-Term Limiting Illness (LTLI) or Disability

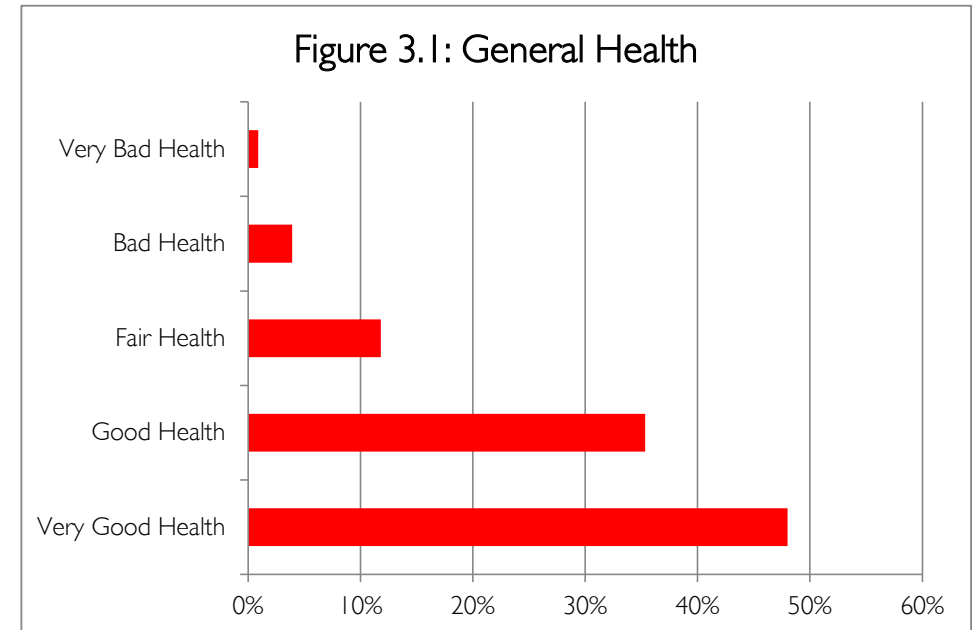
	Number	%
Total Population	13,433	
Very Good Health	6,449	48.0%
Good Health	4,748	35.3%
Fair Health	1,587	11.8%
Bad Health	529	3.9%
Very Bad Health	120	0.9%

	Number	%
Total Population	13,433	
Provides No Unpaid Care	12,076	89.9%
Provides 1 to 19 Hours Unpaid Care a Week	885	6.6%
Provides 20 to 49 Hours Unpaid Care a Week	176	1.3%
Provides 50 or More Hours Unpaid Care a Week	296	2.2%

Source: ONS Census (2011) Table KS301EW Health and Provision of Unpaid Care

	Number	%
Total Population	13,433	
Day-to-Day Activities Limited a Lot	931	6.9%
Day-to-Day Activities Limited a Little	1,138	8.5%
Day-to-Day Activities Not Limited	11,364	84.6%

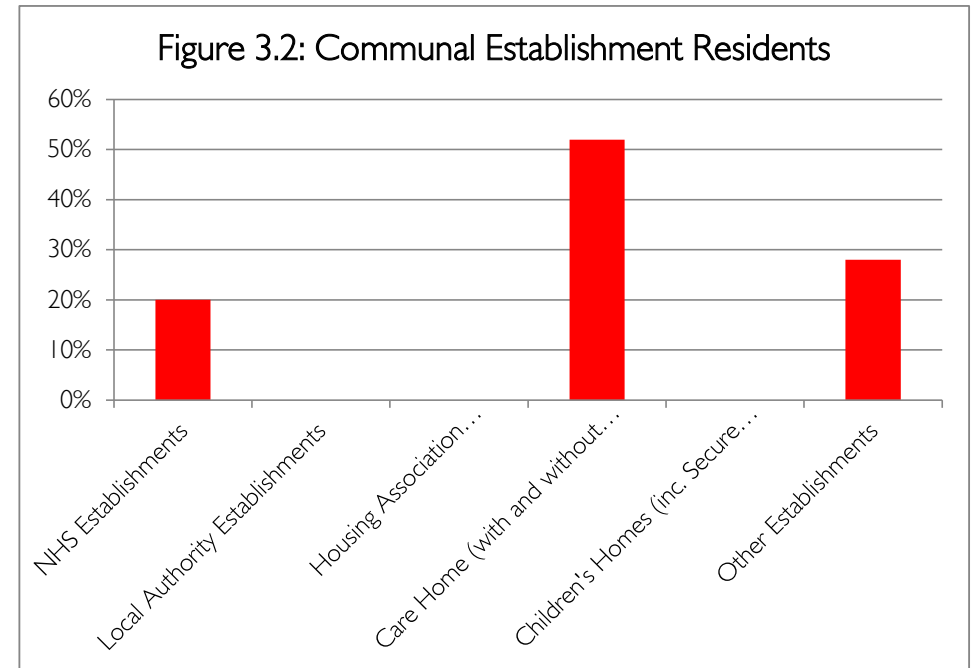
Source: ONS Census (2011) Table QS303EW Long-Term Health Problem or Disability



Source: ONS Census (2011) Table QS302EW General Health

Shooters Hill

3.2 Communal Establishment Residents		
	Number	%
All Communal Establishments	11	
Number of Residents	25	
NHS Establishments	5	20.0%
Local Authority Establishments	0	0.0%
Housing Association Establishments	0	0.0%
Care Home (with and without nursing)	13	52.0%
Children's Homes (inc. Secure Units)	0	0.0%
Other Establishments	7	28.0%



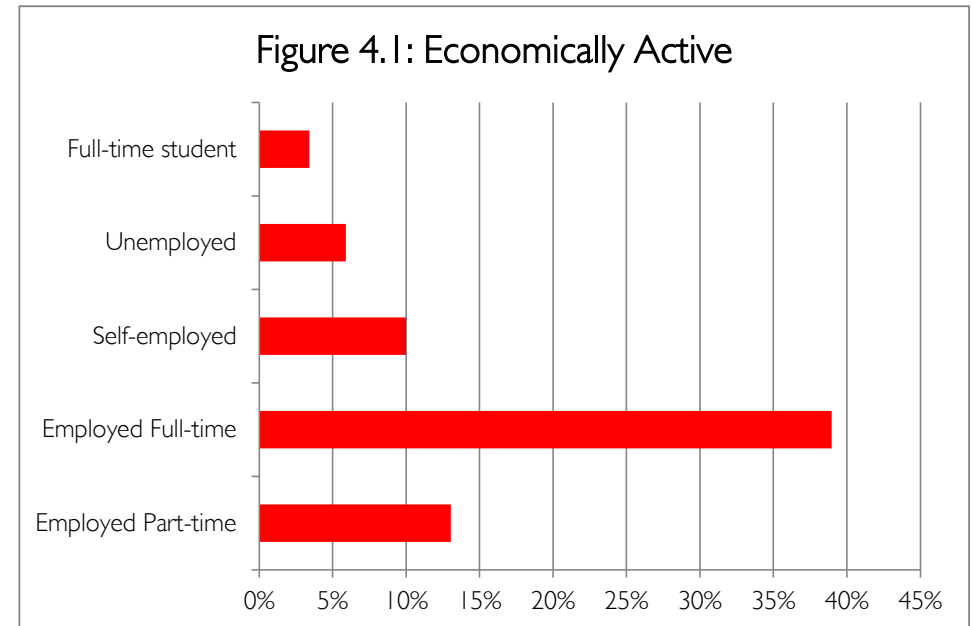
Source: ONS Census (2011) Table KS405EW Communal Establishment Residents

Shooters Hill

4. ECONOMIC ACTIVITY

4.1 Economic Activity

	Number	%
Total Population (aged 16-74)	9,910	
Economically Active	7,069	71.3%
Employed Part-time	1,293	13.0%
Employed Full-time	3,862	39.0%
Self-employed	991	10.0%
Unemployed	585	5.9%
Full-time student	338	3.4%
Economically Inactive	2,841	28.7%
Retired	1,069	10.8%
Students	610	6.2%
Looking After Home/Family	429	4.3%
Permanently Sick/Disabled	435	4.4%
Other	298	3.0%

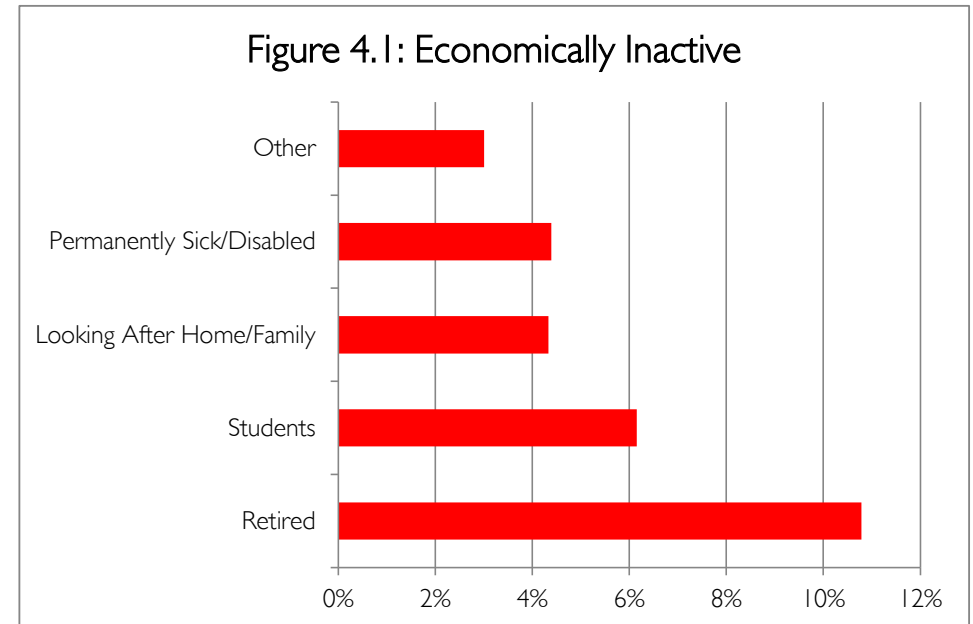


Source: ONS Census (2011) Table QS601EW Economic Activity

Shooters Hill

4.2 Hours Worked	Number	%
All Males (aged 16-74) in Employment	3,319	
15 Hours & Under	196	5.9%
16-30 Hours	373	11.2%
31-48 Hours	2,201	66.3%
49+ Hours	549	16.5%
All Females (aged 16-74) in Employment	3,077	
15 Hours & Under	341	11.1%
16-30 Hours	842	27.4%
31-48 Hours	1,665	54.1%
49+ Hours	229	7.4%

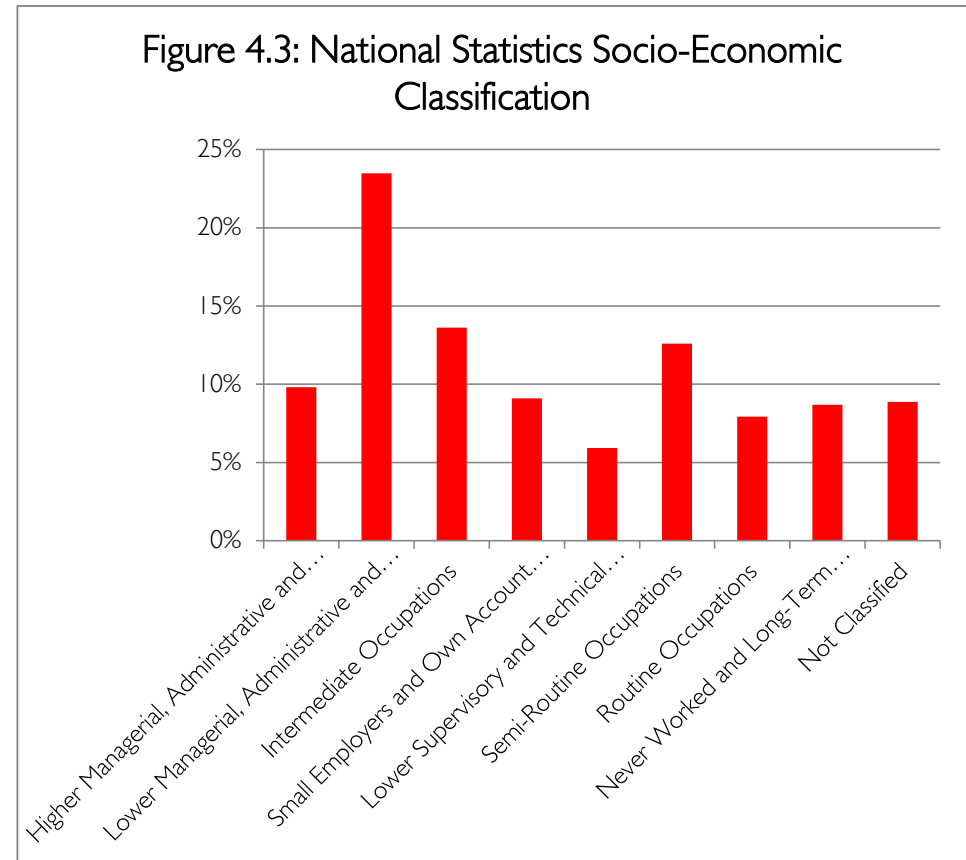
Source: ONS Census (2011) Table KS604EW Hours Worked



Source: ONS Census (2011) Table QS601EW Economic Activity

Shooters Hill

4.3 National Statistics Socio-Economic Classification	Number	%
Total Population (aged 16 - 74)	9,910	
Higher Managerial, Administrative and Professional Occupations	972	9.8%
Lower Managerial, Administrative and Professional Occupations	2,326	23.5%
Intermediate Occupations	1,349	13.6%
Small Employers and Own Account Workers	901	9.1%
Lower Supervisory and Technical Occupations	588	5.9%
Semi-Routine Occupations	1,249	12.6%
Routine Occupations	785	7.9%
Never Worked and Long-Term Unemployed	861	8.7%
Not Classified	879	8.9%




Source: ONS Census (2011) Table QS607EW National Statistics Socio-Economic Classification

Shooters Hill

5. EDUCATION

5.1 Qualifications and Students

	Number	%
Total Population (aged 16+)	10,646	
Highest Level of Qualification Attained		
No Qualifications	2,070	19.4%
Level 1	1,398	13.1%
Level 2	1,546	14.5%
Apprenticeships	292	2.7%
Level 3	1,109	10.4%
Level 4+	3,327	31.3%
Other Qualifications	904	8.5%



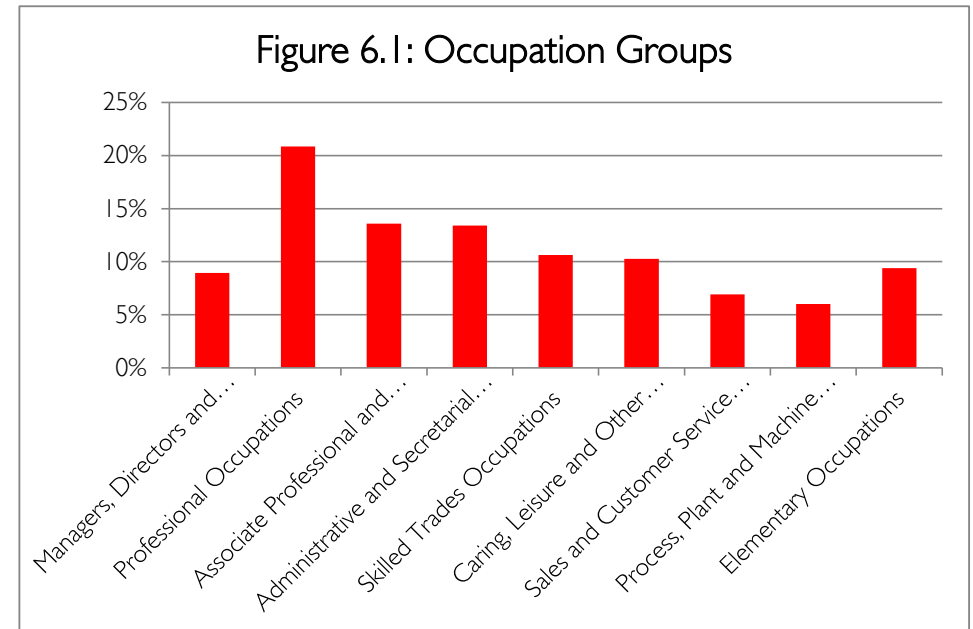
Source: ONS Census (2011) Table KS501EW Qualifications and Students

Shooters Hill

6. EMPLOYMENT

6.1 Occupation Groups

	Number	%
Population (aged 16 - 74 in Employment)	6,396	
Managers, Directors and Senior Officials	571	8.9%
Professional Occupations	1,334	20.9%
Associate Professional and Technical Occupations	868	13.6%
Administrative and Secretarial Occupations	857	13.4%
Skilled Trades Occupations	680	10.6%
Caring, Leisure and Other Service Occupations	657	10.3%
Sales and Customer Service Occupations	443	6.9%
Process, Plant and Machine Operatives	385	6.0%
Elementary Occupations	601	9.4%

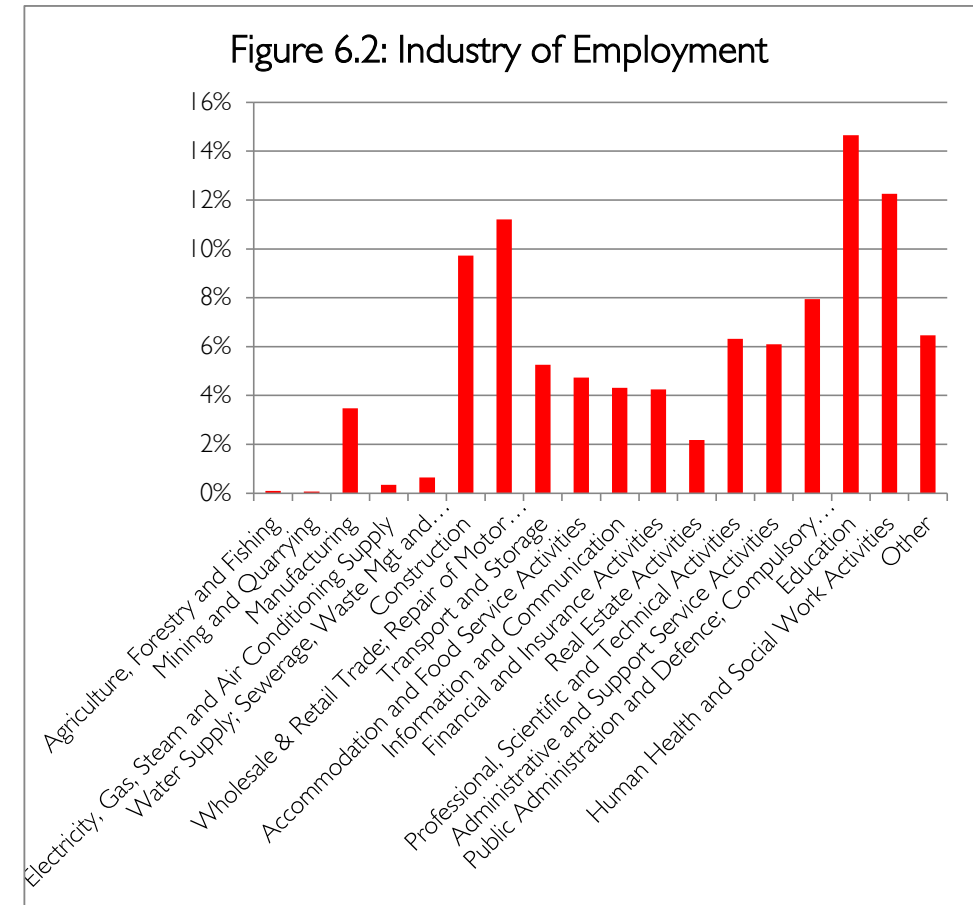


Source: ONS Census (2011) Table QS606EW Occupation (Minor Groups)

Shooters Hill

6.2 Industry of Employment

	Number	%
Population (aged 16 - 74 in Employment)	6,396	
Agriculture, Forestry and Fishing	6	0.1%
Mining and Quarrying	4	0.1%
Manufacturing	222	3.5%
Electricity, Gas, Steam and Air Conditioning Supply	22	0.3%
Water Supply; Sewerage, Waste Mgt and Remediation Activities	41	0.6%
Construction	622	9.7%
Wholesale & Retail Trade; Repair of Motor Vehicles	717	11.2%
Transport and Storage	336	5.3%
Accommodation and Food Service Activities	303	4.7%
Information and Communication	276	4.3%
Financial and Insurance Activities	272	4.3%
Real Estate Activities	139	2.2%
Professional, Scientific and Technical Activities	404	6.3%
Administrative and Support Service Activities	390	6.1%
Public Administration and Defence; Compulsory Social Security	508	7.9%
Education	937	14.6%
Human Health and Social Work Activities	784	12.3%
Other	413	6.5%

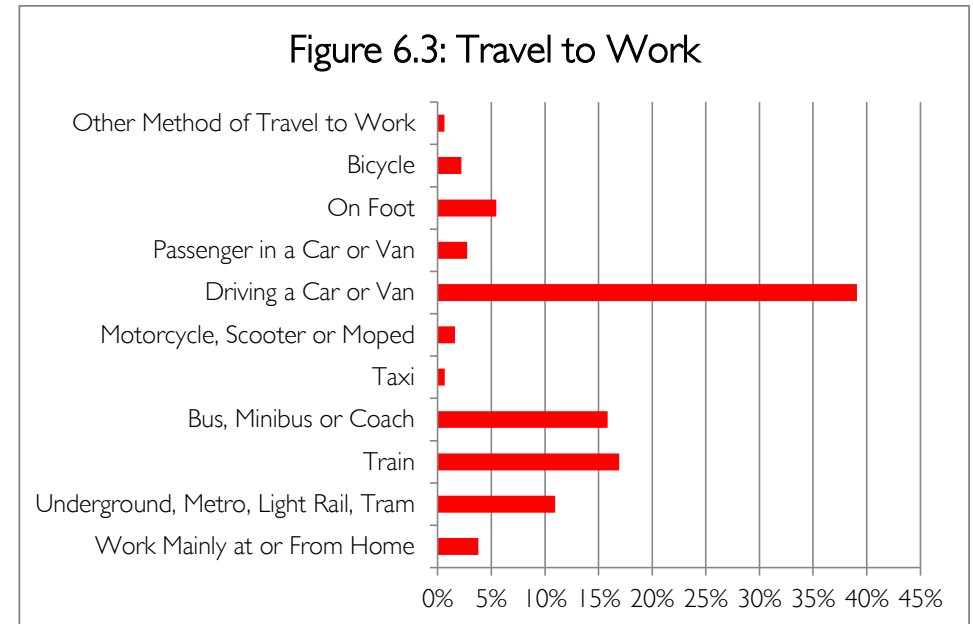


Source: ONS Census (2011) Table QS605EW Industry

Shooters Hill

6.3 Travel to Work

	Number	%
Population (aged 16 - 74 in Employment)	6,396	
Work Mainly at or From Home	243	3.8%
Underground, Metro, Light Rail, Tram	700	10.9%
Train	1,083	16.9%
Bus, Minibus or Coach	1,014	15.9%
Taxi	43	0.7%
Motorcycle, Scooter or Moped	104	1.6%
Driving a Car or Van	2,501	39.1%
Passenger in a Car or Van	176	2.8%
On Foot	349	5.5%
Bicycle	142	2.2%
Other Method of Travel to Work	41	0.6%
Not in Employment	3,514	



Source: ONS Census (2011) Table QS701EW Method of Travel to Work