

Secondary Schools in Royal Greenwich

2023/2024



Closing date for applications:

31 October 2022

royalgreenwich.gov.uk/admissions



Contents

Foreword	3
Finding a school	4
Admission terms	7
Schools	
Ark Greenwich Free School	10
Eltham Hill School	12
The Halley Academy	14
Harris Academy Greenwich	16
The John Roan	18
Leigh Academy Blackheath	20
Plumstead Manor School	22
Royal Greenwich Trust School	24
St Mary Magdalene CE School	26
St Paul's Academy	28
St Thomas More Catholic Comprehensive School	30
St Ursula's Convent School	32
Stationers' Crown Woods Academy	34
Thomas Tallis School	36
Woolwich Polytechnic School for Boys	38
Woolwich Polytechnic School for Girls	40
How to apply	42
Making your application	42
Application guidance notes	43
In-year admissions and school transfers	48
Additional information	49



Foreword



The transition from primary to secondary school is an exciting time, full of challenges and new experiences. Our schools are very mindful about this transitional phase, with teachers - both primary and secondary

- taking considerable time and care to ensure that children know what to expect and are well equipped to access their new routine successfully.

I am delighted to introduce this guide to secondary schools in Royal Greenwich. Please take the time to read the information carefully, as it will help you to navigate through the admission application process, national offer day and beyond.

Students at our secondary schools enjoy a wealth of cultural, artistic and recreational opportunities that are unique to Royal Greenwich and these opportunities are fully exploited to enrich the school curriculum and raise aspirations. Our young people recognise these benefits too.

As a parent or carer, you rightly want the very best education for your child – an environment that inspires and supports young people as individuals and an education that build on talents and skills. I am certain that you will find this in a Royal Greenwich secondary school.

Councillor Matthew Morrow
Cabinet Member for Children and Young People

Finding a school

Bus routes and rail stations

A Ark Greenwich Free School

Bus routes: 89, 122, 161, 178, 291, 386, 469, 486

Rail stations: Kidbrooke, Woolwich Arsenal

B Eltham Hill School

Bus routes: 122, 124, 126, 132, 160, 161, 233, 286, 314, 321, 624, 660, 816

Rail stations: Eltham, Mottingham

C The Halley Academy

Bus routes: 89, 122, 161, 178, 291, 386, 469, 486

Rail stations: Kidbrooke, Woolwich Arsenal

D Harris Academy Greenwich

Bus routes: B16, 122, 160, 321, 660

Rail stations: Eltham, Mottingham

E The John Roan

Bus routes: 53, 54, 108, 177, 180, 202, 286, 380, 386

Rail stations: Maze Hill, Westcombe Park

F Leigh Academy Blackheath

Bus routes: 53, 54, 89, 108, 178, 202, 286, 380, 386, 422

Rail station: Westcombe Park

G Plumstead Manor School

Bus routes: 51, 53, 291

Rail station: Plumstead

H Royal Greenwich Trust School

Bus routes: 161, 177, 180, 472

Rail station: Charlton

Tube station: North Greenwich

I St Mary Magdalene CE School

Bus routes: 108, 129, 132, 161, 442, 472, 486

Tube station: North Greenwich

J St Paul's Academy

Bus routes: 177, 180, 469

Rail station: Abbey Wood

K St Thomas More Catholic Comprehensive School

Bus routes: B13, B16, 124, 126, 132, 160, 161, 233, 286, 314, 321

Rail stations: Eltham, New Eltham

L St Ursula's Convent School

Bus routes: 177, 180, 185, 286, 53

DLR station: Cutty Sark, Greenwich

Rail station: Greenwich

M Stationers' Crown Woods Academy

Bus routes: B16, 132, 233, 286, 321, 624, 660

Rail stations: New Eltham, Falconwood

N Thomas Tallis School

Bus routes: B16, 89, 122, 178, 286, 321

Rail station: Kidbrooke

O Woolwich Polytechnic School for Boys

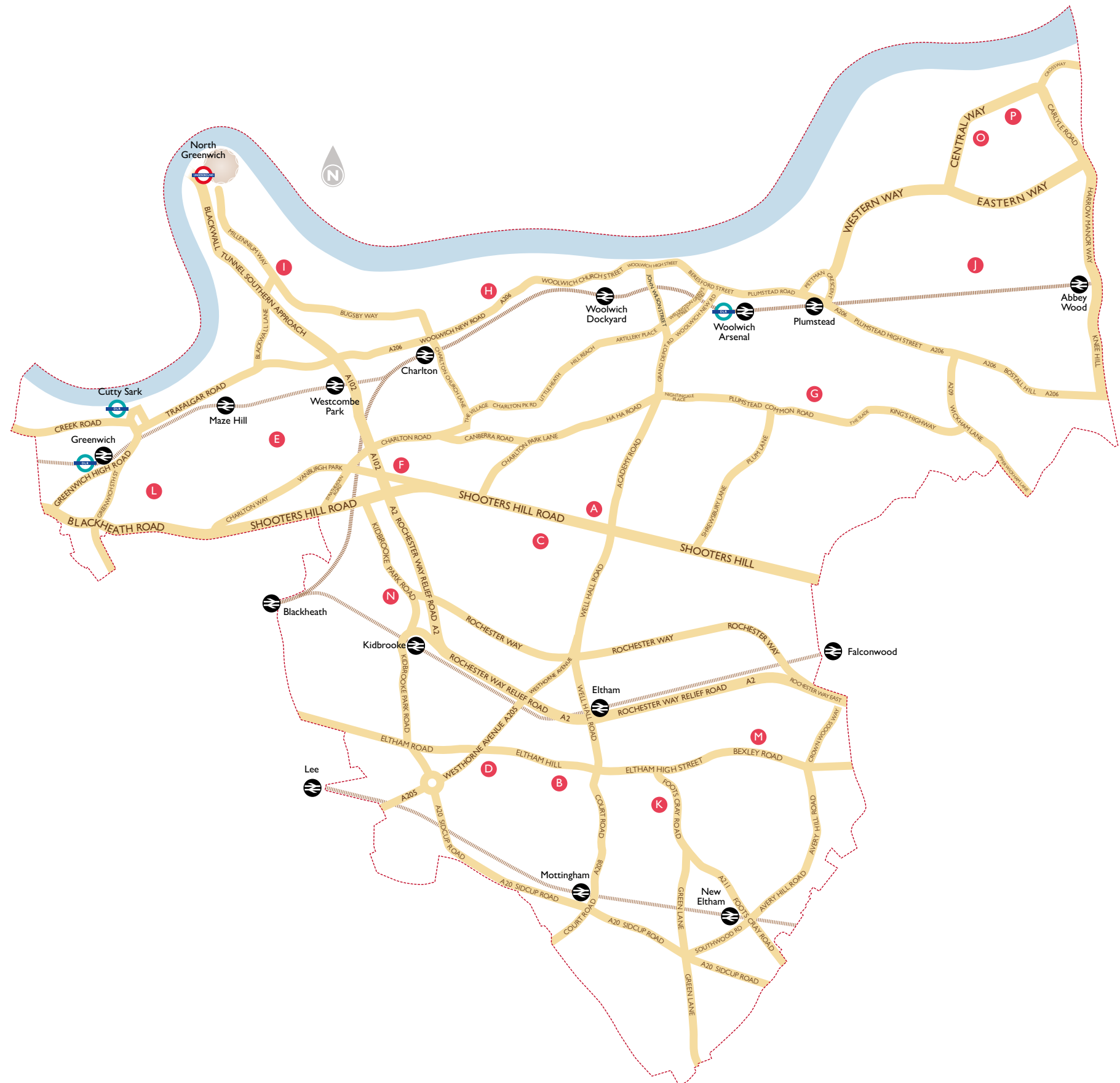
Bus routes: 177, 229, 244, 472

Rail stations: Abbey Wood, Plumstead

P Woolwich Polytechnic School for Girls

Bus routes: 177, 229, 244, 472

Rail stations: Abbey Wood, Plumstead



Introduction

About this booklet

This booklet provides information on Royal Greenwich secondary schools and services. It shows you how to apply for a Year 7 place if your child was born between 1 September 2012 and 31 August 2013 and is due to start secondary school in September 2023.

You can apply online from 1 September 2022 by visiting royalgreenwich.gov.uk/admissions or eadmissions.org.uk. The closing date is 31 October 2022. Please make sure you apply by this date to ensure that you receive an offer of a school place for your child on National Offer Day on Wednesday, 1 March 2023. If you submit a late application without good cause, you will receive the outcome after this date.

In this booklet, details are provided on the number of places available at each secondary school in the borough, as well as information on how offer decisions are made if more applications are received than the number of places available.

If your child is currently in Year 9 and you would like them to start at a 14-19 school in Year 10 in September 2023, you need to apply for a place in the same way as those applying for a Year 7 place.

This booklet also provides information on in-year applications for a secondary school place in Royal Greenwich schools for those who have recently moved into the area or are about to do so, and those who would want to transfer their children from one secondary school to another during the 2022/23 school year.

The secondary co-ordinated admissions scheme

All London boroughs, including Royal Greenwich work together to deliver a co-ordinated admissions process for children transferring to secondary school in Year 7 and those moving to a 14-19 school every year. Details of the **Pan London Coordinated Admissions Scheme for 2023/24** can be found on our website at **Pan-London Co-ordinated Admissions Scheme 2023-24 | Royal Borough of Greenwich** (royalgreenwich.gov.uk).

As a Royal Greenwich resident, you can apply for a Year 7 place in any state funded secondary school within and outside the borough. You are able to express a preference for up to six secondary schools on the Common Application Form (CAF) available online at royalgreenwich.gov.uk/admissions or eadmissions.org.uk from 1 September 2022. Paper applications will only be made available to those who are unable to apply online. Please refer to the Admissions Process section of this booklet on page 42 for further details.

Admission terms

Please read the following section carefully as it contains important information

Admission authorities

If there are more applications than places available at a school, the admission authority for the school will use its admission criteria to decide which applicants should be offered a place. The table tells you the admission authority for each school. The local authority makes decisions about admitting children to community voluntary controlled schools. Voluntary aided schools and academies are own admission authority schools. This means that the school's governing body or board of trustees sets its own admissions policy, including criteria, as well as making admissions decisions.

School Name	Type of School	Admission authority
Ark Greenwich Free School	Academy	Academy Trust
Eltham Hill School	Community	Local Authority
The Halley Academy	Academy	Academy Trust
Harris Academy Greenwich	Academy	Academy Trust
The John Roan	Academy	Academy Trust
Leigh Academy Blackheath	Academy	Academy Trust
Plumstead Manor School	Community	Local Authority
Royal Greenwich Trust School	Academy	Academy Trust
St Mary Magdalene CE School	Voluntary aided	Governing Body
St Paul's Academy	Academy	Academy Trust
St Thomas More Catholic Comprehensive School	Academy	Academy Trust
St Ursula's Convent School	Voluntary aided	Governing Body
Stationers' Crown Woods Academy	Academy	Academy Trust
Thomas Tallis School	Community	Local Authority
Woolwich Polytechnic School for Boys	Academy	Academy Trust
Woolwich Polytechnic School for Girls	Academy	Academy Trust

Admissions criteria

These are the priority order that places will be offered in at a school. Each applicant to a school will be assigned a criterion in this order. In every case, the highest priority for a place goes to children with an Education, Health and Care Plan (EHCP) naming the school. The remaining places are given in priority. If distinctions need to be made between children in a single category, they will be made on the grounds of distance from the school, unless otherwise stated.

We recommend that you obtain full details of own admission authority schools' arrangements from their individual websites.

Explanations for the most common admissions criteria used and other useful terminology are provided below.

Looked after children and previously looked after children

A 'looked after child' is a child who is in the care of an English local authority in accordance with section 22 (a) of the Children Act 1989. A looked after child is only considered as such if the local authority confirms he or she will be in public care when he or she is admitted to a school.

A 'previously looked after child' is a child who was looked after but ceased to be so because they were

adopted or became subject to a child arrangements or special guardianship order.

If you are applying on behalf of a looked after or previously looked after child, please state this on your application. You will need to provide a letter written by a social worker confirming the child's legal status or an adoption certificate.

Where a looked after or previously looked after child is an unaccompanied minor, the New Arrivals Age Assessment will need to be provided when accepting the offer of a place.

Internationally adopted children who have been in state care outside of England

A child is regarded as having been in state care in a place outside of England if they were accommodated by a public authority, a religious organisation or any other provider of care whose sole purpose is to benefit society.

If you are applying on behalf of an internationally adopted previously looked after child, please state this on your application. You will also need to provide formal written evidence which states that the child was in care or describes the child's pre-adoption circumstances and documentary evidence of adoption. Where applicable this evidence should be translated and certified.

Chronic or acute medical or social care need

Evidence of a chronic or acute medical condition or social care need must be submitted with the application.

In most cases, medical or social care needs can be met in any mainstream school. However, if you feel that there is a specific reason why your child should be offered a particular school, you need to state this in your application. Where the need relates to another family member, that family member must live at the same address as the child.

You will need to provide **all** of the following:

1. **evidence of the medical condition or social care need e.g. professional medical diagnosis or a statement**
2. **reasons why your child should attend a particular**

school, stating the consequences for them or the family member if they have to attend an alternative school

3. **documentation from the relevant professional, such as a health or social care professional, which supports your application for a named school on these grounds**

The Medical/Social Admissions Panel for community schools consists of educational, medical and social care professionals, and officers from the local authority. The panel meets before offers are made to make decisions based on the individual merits of each case. Moderate learning difficulties, such as delayed speech and language or dyslexia, work commitments and childcare arrangements are not considered as being a medical or social care need and so will not be considered by the panel. Similarly, a request for a place in a school's Designated Specialist Provision (DSP) will only be considered if it is supported by our SEND Assessment and Review Service.

Own admission authority schools will consider each request in line with their published arrangements.

The Department for Education has produced statutory guidance called "Supporting Pupils At School With Medical Conditions". A copy can be obtained at [gov.uk/publications](https://www.gov.uk/publications).

Sibling

Sibling means a full/half/step/adopted/foster brother or sister living at the same address. Unless stated otherwise, this does not include siblings attending a school's Post 16 provision.

If you have an older child or children already attending the school, you need to make this clear on your application.

Children of staff

Eligibility under this criterion varies, but may include; employed on a permanent contract, and/or employed at the school for at least two years at the time of application and/or been recruited to fill a vacant post for which there is a demonstrable skill shortage.

The school's governing body or board of trustees will approve any decision to prioritise places according to this criterion.

Distance

Distance from home to school is measured as a straight line from the centre of the home address to the centre of the school site.

In the event that two or more applicants have equal right to a place under any of the criteria, priority will be given to those who live nearest to the school, unless otherwise stated in an individual school's arrangements.

Tie breaker

Unless otherwise stated, where two or more applicants live an equal distance from the school, including instances where more than one applicant lives in a multi-occupancy building, the offer of a place will be decided by random allocation.

Testing and banding assessments

The following schools use a banding system based on the results of a general ability assessment:

- **The Halley Academy**
- **Harris Academy Greenwich**
- **Leigh Academy Blackheath**
- **Stationers' Crown Woods Academy**

These schools will divide their total number of Year 7 places into bands with the aim of providing a balanced intake of children of differing abilities. Your child will be placed in one of a number of bands, depending on their score in a test. It is not possible to 'pass' or 'fail' the test, and the band a child is placed in will not guarantee an offer of a place at a preferred school.

The Halley Academy, Leigh Academy Blackheath and Stationers' Crown Woods Academy

You will need to complete a form to register your child for the assessment and return it to the school by 31 October 2021. If your child does not take the banding assessment they will be considered for a place after all those applicants who have taken the test.

Harris Academy Greenwich

The school will invite all applicants to an assessment after 31 October 2021. If your child does not take the banding assessment they will be considered for a place after all those applicants who have taken the test.

Please contact the schools directly to obtain further details, including testing arrangements.

Supplementary information forms

If you are applying for a place as a faith entrant at a church school, you will need to complete a supplementary information form that is verified and countersigned by your parish priest or faith leader in addition to the application form. This applies to:

- **St Mary Magdalene CE School**
- **St Paul's Academy**
- **St Thomas More Catholic Comprehensive School**
- **St Ursula's Covent School**

Each school that you apply to as a faith entrant will require a completed supplementary information form. This is in addition to the common application form that needs to be submitted to the local authority.

COVID-19

You should still complete a supplementary information form if, during the period specified for attendance at worship, the church has been closed for public worship and not provided alternative premises for that worship. Attendance will only apply to the period when the church or alternative premises have been available for public worship. Applicants prevented from attending church due to clinical vulnerability should also complete a supplementary information form as they may still qualify under faith-based criteria.

Details of faith based criteria and each school's supplementary information form can be obtained directly from the school. Links to the schools' websites are available at [royalgreenwich.gov.uk](https://www.royalgreenwich.gov.uk). The supplementary information form must be returned to the school by 31 October 2022.

Selection testing

There are no selective schools in Royal Greenwich. Parents wishing to apply for selective schools in other areas should register their child for tests by published closing dates and submit their common application form by the national closing date of 31 October 2022.

If you have questions about test arrangements, please check the relevant local authority or school website.

Application rates

To help you when considering which schools you wish to apply for, we have provided the number of applications made for September 2021 under each school's individual entry. However, this should only be used as a guide as this can vary year-on-year depending on the number of applications received.

Ark Greenwich School

Adair House | 403 Shooters Hill Road
London | SE18 4LH | 020 8319 3692

arkgreenwichfreeschool.org

Principal: Mr R Spiers

Age range: 11-16

"This school could now be judged outstanding"
(Ofsted, 2020).

Ark Greenwich Free School is renowned for supporting scholars to achieve the very highest standards because Royal Greenwich children deserve nothing less.


We take a traditional 'no nonsense' approach to school culture by placing a primacy on values such as good discipline, courtesy, and respect.

AGFS has been described as a GROMP school – a comprehensive intake with a Grammar School ethos. Our scholars study the academically rigorous EBACC set of qualifications.

Teachers systematically employ research informed techniques to maximise learning in classrooms. Our curriculum is underpinned by a mastery approach, where the acquisition of knowledge is prioritised. This design delivers the essential scholastic foundations where the very highest academic outcomes are achieved.

Outstanding examination results equip our scholars with the currency they need to access elite universities and professional careers, but great grades alone are not enough. We are committed to investing in the whole child. We see it as our responsibility to nurture life-enhancing characteristics which allow scholars to stand shoulder to shoulder with their peers nationally. Our extensive programmes for school trips, clubs and rewards promote self-confidence, independence, organisation and public speaking.

Applications to Ark Greenwich Free School for entry 2022



	Total
Places available	120
Applications received	730
Distance of last offer (km)	1.66


Type of school

- ✓ Mixed
- ✓ All ability
- ✓ Academy



Open events

Please check the school's website for details.



Physical accessibility

Partial access

Lift access and accessible toilets on all floors. There is no on-site parking.



Admissions arrangements

First priority will go to children with an Education, Health and Care Plan (EHCP) naming the school. Remaining places will be given in the following priority order:

1. Looked after children and all previously looked after children, including those children who appear to have been in state care outside of England and ceased to be in state care as a result of being adopted.
2. Children of staff at the school who occupy, or have been recruited to, a post where there is a demonstrable skill shortage. Priority will be limited to one place for each form of entry in any year.
3. Children with a sibling, living at the same address, attending the school at the time of the child's admission.
4. Children of staff in the school who have been employed at the school for two or more years at the time the application is submitted.
5. Other children based on home to school distance.



Eltham Hill School

Eltham Hill | London | SE9 5EE

020 8859 2843

elthamhill.com

Headteacher: Erika Podmore

Age range: 11-19

Places available: 210



Eltham Hill School is a highly successful comprehensive girl's school where students enjoy their learning and achieve excellent results. We have a broad, balanced, challenging and creative curriculum that supports students to develop into fully rounded, articulate, knowledgeable and kind young people.

'There is an ambitious culture where pupils are encouraged and supported to achieve the best possible outcomes.' Ofsted 2019.

We have strong support systems in place to help students and their families cope with the challenges of adolescence and to promote wellbeing. Expectations are high and relationships between staff and students are strong, resulting in a calm, happy and productive learning environment.

"There is an exceptional system of pastoral support for pupils. Pupils' behaviour in lessons and around the school is exemplary." Ofsted 2019.

Our extra-curricular offer is huge, allowing girls to develop as public speakers, mentors, ambassadors and leaders, as well as participate in a wide range of sports. Regular visits allow pupils to benefit from opportunities on offer in London and we also run a variety of residential trips abroad.

We have amazing facilities, great students, and talented, committed and experienced staff. Please do come and visit to find out more.

Applications to Eltham Hill School for entry 2022



	Total
Places available	210
Applications received	704
Distance of last offer (km)	3.13


Type of school

- ✓ Girls
- ✓ All ability
- ✓ Community



Open events

Please check the school's website for details.



Admissions arrangements

First priority will go to children with an Education, Health and Care Plan (EHCP) naming the school. Remaining places will be given in the following priority order:

1. Looked after and all previously looked after children, including those children who appear to have been in state care outside of England and ceased to be in state care as a result of being adopted.
2. Children or their immediate family member with a chronic medical condition or social care need for a place at the school.
3. Children with a sibling, living at the same address, attending the school at the time of the child's admission.
4. Other children based on home to school distance.

Physical accessibility

Full physical access

Level-deck or lift access throughout the school. A hygiene suite.



The Halley Academy

Corelli Road | London | SE3 8EP

020 8856 2828

thehalleyacademy.org.uk

Principal: John Dixon

Age range: 11-19

Places available: 150



The Halley Academy is a vibrant place of opportunity with relentless high expectations. Guided by our inclusive values of respect, achievement, collaboration, integrity and resilience, we have a calm and purposeful environment for learning where everyone feels inspired and valued.

Our vision is to shape proud, articulate and confident independent learners, equipped to take their place in a global society. Our celebrated small school model ensures they receive the highest quality pastoral care. Your child's success and happiness are our top priority.

We are an International Baccalaureate World School, providing a dynamic and innovative curriculum. Our students achieve because they enjoy thought-provoking lessons and consistently highly effective teaching. As part of the academy's high quality digital learning experience, all students are provided with a Chromebook used across the curriculum.

Our students' personal development is promoted through our wellbeing programme and a range of curriculum activities including visits, mentoring and careers guidance with an extensive extracurricular programme. Outstanding student leadership opportunities engage students both within and beyond the academy.

With significant investment from the Leigh Academies Trust and the Tallow Chandlers livery company, our newly-opened purpose-built Engineering and Design Centre further supports our thriving specialism in Science, Technology, Engineering and Maths subjects.


Applications to The Halley Academy for entry 2022



Band	1	2	3	4	5	Untested	Total
Places available	48	48	48	48	48	-	240
Applications received	21	23	24	26	13	192	299
Distance of last offer (km)	4.82	3.71	9.15	3.37	4.01	3.66	-


Type of school

- ✓ Mixed
- ✓ All ability
- ✓ Academy



Open events and testing dates

Please check the school's website for details.



Testing arrangements

You will need to complete a supplementary form in addition to the common application form.



Physical accessibility

Limited physical access

Partial and limited access only. Stairs throughout the building. Foyer accessible by wheelchair. Accessible toilet.



Admissions arrangements

First priority will go to children with an Education, Health and Care Plan (EHCP) naming the school. Within each of the five ability bands, places will be given in the following priority order:

1. Looked after children and all previously looked after children, including those children, who appear to have been in state care outside of England and ceased to be in state care as a result of being adopted.
2. Children with a sibling, living at the same address, attending the school at the time of the child's admission.
3. Children, or an immediate family member, with an acute medical or social need for a place at the school.
4. Other children based on home to school distance.



Harris Academy Greenwich

Middle Park Avenue | Eltham |
SE9 5EQ | 020 8859 0133
harrisgreenwich.org.uk

Principal: Ben Keely

Age range: 11-19

Places available: 180

Harris Academy Greenwich is a remarkable school: a happy, high achieving state school with an amazing eight year trend of GCSE results, with no significant gap in achievement between any groups of students. Our GCSE results put us in the top 10% of the country and our A Level results were in the top 5%. In 2014 we were graded 'Outstanding' by OFSTED in every category. Since then, we have won the Pupil Premium Award (twice) and World Class Schools Award (twice) for the consistency of our extraordinary results.

How do we achieve this? We have assembled an exceptional group of staff who are highly aligned in their mission to run a great school for our community. Our staff believe if students work hard, are kind and take responsibility for their own lives, then they will be highly successful. Our expectations for all are consistently high which is reflected in the Academy's mission statement: 'Step into your Greatness'. Our ethos reflects a happy and successful school that offers a traditional curriculum with exceptional teaching and pastoral care.


Applications to Harris Academy Greenwich for entry 2022



Band	1	2	3	4	5	6	7	8	9	Untested	Total
Places available	7	13	22	30	36	30	22	13	7	N/A	180
Applications received	43	66	72	101	108	160	149	145	183	325	1,352
Distance of last offer (km)	-	1.28	1.22	1.12	1.85	0.95	1.25	1.59	-	-	-


Type of school

- ✓ Mixed
- ✓ All ability
- ✓ Academy



Open events and testing dates

Please check the school's website for details.



Testing arrangements

Early (optional) banding test
7 October
9th December main banding test
Please check the school's website for details.



Physical accessibility

Full physical access.

Lift access to all floors. Sports hall with accessible toilet and shower.



Admissions arrangements

First priority will go to children with an Education, Health and Care Plan (EHCP) naming the school. Within each of the nine ability bands, places will be given in the following priority order:

1. Looked after children and all previously looked after children, including those children, who appear to have been in state care outside of England and ceased to be in state care as a result of being adopted.
2. Children with a sibling, living at the same address, attending the school at the time of the child's admission.
3. Children of staff at the school. The member of staff needs to have been employed at the school for at least two years at the time of application and/or been recruited to fill a vacant post for which there is a demonstrable skill shortage.
4. Children with a chronic medical or social need for a place at the school.
5. Other children based on home to school distance.



The John Roan

Westcombe Park Road | London |
SE3 7QR | 020 8516 7555
thejohnroanschool.org.uk

Principal: Cath Smith

Age range: 11-18

Places available: 210



At The John Roan School, we are relentless in our pursuit of excellence. We aim to ignite ambition in every student through teaching that empowers and inspires; a calm and disruption-free learning environment; and a strong character education programme.

Every learner is able to achieve their best in an environment that stretches and challenges them to do what they think they cannot, to persist, to work hard and aim for excellence.

Our highly skilled Inclusion Team and designated staff in the Centre for Autism provide personalised learning, training and support where it is needed.

Our curriculum empowers students to understand and shape the world around them, as well as achieve great academic results. Literacy and mastery of language are at the heart of our approach. We have a whole school reading programme exposing all pupils to thousands of words a year that they may otherwise not encounter.

We develop the whole person not just the mind. Sports, music and the arts are key components of our curriculum.

Through The John Roan Foundation, students have access to our extensive playing fields, an outdoor education centre, Scholarship Programme, free music lessons and much more. We enjoy very close community links through our award-winning Parent-Teacher Association, the JRSA.

Applications to The John Roan School for entry 2022



	Total
Places available	210
Applications received	428
Distance of last offer (km)	8.01


Type of school

- ✓ Mixed
- ✓ All ability
- ✓ Academy



Open events

Please check the school's website for details.



Physical accessibility

Full physical access

Maze Hill site:

Wheelchair ramps at all entrances. One passenger lift provides access to the first floor. There are accessible toilets in the main building.

Wetcombe Park site:

The front entrance is ramped. There is a designated lift to all main teaching floors and a hygiene suite with accessible toilets.



Admissions arrangements

First priority will go to children with an Education, Health and Care Plan (EHCP) naming the school. Remaining places will be given in the following priority order:

1. Looked after children and all previously looked after children, including those children who appear to have been in state care outside of England and ceased to be in state care as a result of being adopted.
2. Children, or an immediate family member, with a chronic or acute medical condition or social care need for a place at the school.
3. Children with a sibling, living at the same address, attending the school at the time of the child's admission.
4. Children of staff at the school. The member of staff needs to have been employed at the school for at least two years at the time of application and/or been recruited to fill a vacant post for which there is a demonstrable skill shortage.
5. Other children based on home to school distance.



Leigh Academy Blackheath

Old Dover Road | Blackheath |
SE3 8SY | 020 8104 0888
leighacademyblackheath.org.uk

Principal: Emma Smith
Age range: 11-18
Places available: 180



We are driven by the need to develop all of the students in our care into well-rounded, powerful citizens of the future on both a national and global scale.

At Leigh Academy Blackheath, we believe that every learner is entitled to an enriching, varied and personalised education, delivered through a broad and balanced curriculum that provides challenge, irrespective of need, starting point or background. Our commitment to maximising the potential of every child; teaching them the skills they need to be successful and nurturing a desire to be a lifelong learner, will prepare them for whichever career path they chose to follow.

Our values are:

- Respect
- Integrity
- Ambition
- Scholarship
- Resilience

We inspire our learners to go beyond what they are taught and seek what they do not yet know. Our strong learning community works together and shares the values of collaboration; every member of our academy family works together to achieve success, cultivating a strong sense of belonging. Our belief in 'human scale' education, delivered through a 'schools within schools' model, means each student is known and valued.

Strong pastoral care is at the heart of our academy and we place great importance on building strong relationships with parents and carers.

Please visit our website to find out more about our school, including full details of our admission arrangements.

Applications to Leigh Academy Blackheath for entry 2022



Band	1	2	3	4	5	Untested	Total
Places available	36	36	36	36	36		180
Applications received	151	146	135	153	150	323	1,058
Distance of last offer (km)	1.55	1.13	0.95	1.12	0.92	-	-


Type of school

- ✓ Mixed
- ✓ All ability
- ✓ Academy



Open events and testing dates

Please check the school's website for details.



Testing arrangements

You will need to complete a supplementary form in addition to the common application form.



Physical accessibility

Full physical access

The permanent site is currently under construction and will have full physical access. Please contact the school for further information.



Admissions arrangements

First priority will go to children with an Education, Health and Care Plan (EHCP) naming the school. Within each of one of the five the ability bands, places will be given in the following priority order:

1. Looked after children and all previously looked after children, including those children who appear to have been in state care outside of England and ceased to be in state care as a result of being adopted.
2. Children with a sibling, living at the same address, attending the school at the time of the child's admission.
3. Children with an acute medical or social need for a place at the school.
4. Children of staff at the school. The member of staff needs to have been employed at the school for at least two years at the time of application and/or been recruited to fill a vacant post for which there is a demonstrable skill shortage.
5. Other children based on home to school distance.



Plumstead Manor School

Old Mill Road | Plumstead |
SE18 1QF | 020 3260 3333
plumsteadmanor.com

Headteacher: Douglas Greig

Age range: 11-18

Places available: 240

Plumstead Manor is a thriving and rapidly improved secondary school committed to offering a world-class education at the heart of our community. Our core values of success, harmony, excellence and justice allow us to release the full potential of every young person to go beyond what they ever thought possible, educating confident and successful young people who will change the world for the better.

Throughout the school we have the highest expectations for academic scholarship, outstanding behaviour and personal development which empower our students to thrive and flourish in their future lives. High quality teaching, following a broad and balanced curriculum in a safe and friendly environment provide the foundation for every young person to experience the joy of learning every day. We expect our young people to work hard, to show good manners, make lasting contributions to their school and wider community and celebrate the many differences that make up our whole in pursuit of excellence.

We are a diverse, inclusive and harmonious community made up of almost 1500 students and are regularly over-subscribed. We recommend you find out more about what we have to offer by coming to see us at one of our many open events.

Applications to Plumstead Manor School for entry 2022



	Total
Places available	240
Applications received	543
Distance of last offer (km)	2.53


Type of school

- ✓ Mixed
- ✓ All ability
- ✓ Community



Open events

Please check the school's website for details.



Admissions arrangements

First priority will go to children with an education, health and care (EHC) plan naming the school. Remaining places will be given in the following order:

1. Looked after and all previously looked after children, including those children who appear to have been in state care outside of England and ceased to be in state care as a result of being adopted. A 'looked after child' is a child who is in the care of an English local authority in accordance with section 22 (a) of the Children Act 1989.
2. Children with a chronic medical or social care need for a particular school.
3. Children with a sibling - living at the same address - who is already attending the school at the time the child will be admitted.
4. Other children based on home to school distance.

Physical accessibility

Partial physical access



Partial access to most of the site. The school premises incorporate a number of buildings with restricted circulation spaces in some areas. Lift access in most buildings provides level deck access to much of the accommodation. Hygiene suite facilities on site.



Royal Greenwich Trust School

Woolwich Road | London | SE7 8LJ | 020 8312 5480
rgtrustschool.net

Principle: Caroline Longhurst

Age range: 11-19

Places available: 150



Royal Greenwich Trust School, part of the University Schools Trust, is 11-18 school in the heart of Royal Greenwich. We welcomed our first Year 7 cohort in September 2017 and in September 2020 we were blessed with the opening of our new wing and the expansion of our appropriately skilled and experienced staff team.

Our mission at the Royal Greenwich Trust School is to secure excellent outcomes for all learners through delivering the highest quality of teaching and learning.

- our staff are privileged to work with our fantastic students and we aspire for them all to:
- enjoy coming to school
- achieve to the best of their ability
- maximise their effort in all areas of school life
- develop the skills and confidence to make well informed decisions and
- contribute positively to the local and wider community.

Above all, we place positive and productive relationships at the heart of our work and believe that all students should be known as individuals. Our commitment to working in partnership with parents and carers secures success for all.

Our core values, which are woven into all aspects of our learning community, are:

- responsibility
- grit
- teamwork
- success

We look forward to welcoming you at RGTS.


Applications to Royal Greenwich Trust School for entry 2022



	Total
Places available	150
Applications received	352
Distance of last offer (km)	1.22


Type of school

- ✓ Mixed
- ✓ All ability
- ✓ Academy



Open events

Please check the school's website for details.



Physical accessibility

Full physical access

Full lift access to all floors. Accessible toilets available on all floors and accessible showering facilities by the sports hall. Three disabled parking bays. All areas of the school site are accessible by wheelchair users.



Admissions arrangements

First priority will go to children with an Education, Health and Care Plan (EHCP) naming the school. Remaining places will be given in the following priority order:

1. Looked after children and previously looked after children who have been adopted or become subject to a child arrangement or special guardianship order, immediately following having been looked after.
2. Children or an immediate family member, with a chronic medical condition or social care need for a particular school.
3. Children with a sibling, living at the same address, attending the school at the time of the child's admission.
4. Other children based on home to school distance.



St Mary Magdalene CE School

Hendon Street | Greenwich |
SE10 0NF | 020 3873 5555
koinoniafederation.com

Federation Executive Co-Headteachers:
Claire Harrison and Victoria Wainwright

Headteacher: Razwan Hussain

Age range: 4-19

Places available to external applicants:

Foundation: 45 Open: 45

We are proud to be the only Church of England secondary provision in Royal Greenwich offering a unique opportunity for students to join the only all-through school in the borough. Our passion is to ensure every child reaches their best academically, within a caring and strong Christian ethos, that underpins all we do.

We strive for excellence and high standards through three core values: Fellowship, Faith and Family. Students are nurtured with care and dignity: developing both academic and personal excellence alongside spiritual growth.


Students are offered numerous opportunities within and beyond the academic curriculum to develop a lifelong love of learning through visits in this country and further afield which extends their life experiences.

Our multi-million pound all-through campus on the Greenwich Peninsula offers students the very best environment and resources; combining excellent facilities with cutting-edge technology to equip students with the right skills and confidence to succeed in the world of work and further education.

St Mary Magdalene welcomes all applicants regardless of their faith or non-faith, to our inclusive and culturally diverse school. Please visit our website to find out more about our school, including full details of our admission arrangements and Post 16 offer.

Applications to St Mary Magdalene CE School for entry 2022

	Total
Places available	90
Applications recieved	356
Distance of last offer (km)	0.27




Type of school

- ✓ Mixed
- ✓ All ability
- ✓ Voluntary aided



Open events

Please check the school's website for details.



Supplementary information form

You need to complete a supplementary information form in addition to the common application form.



Physical accessibility Full physical access

Full lift access to all floors. One hygiene suite. Accessible toilets. Two disabled parking bays.



Admissions arrangements

First priority will go to children with an Education, Health and Care Plan (EHCP) naming the school. Remaining places will be given to two categories of entrant.

Foundation places will be given in the following priority order:

1. Looked after children or previously looked after children;
2. Children with (or in a family with) a chronic and professionally supported medical or social need for a place at this school;
3. Children attending Christ Church C of E Primary School (SE10), which is in the Koinonia Federation, whose parent/carer is a regular and faithful worshipper at an Anglican Church or a Christian church;
4. Children with a sibling attending the secondary phase of school at the time of the child's admission;
5. Children attending the named schools below who with their parent(s)/ carer(s) or alone are regular and faithful worshippers at an Anglican Church or a Christian church and resides in the Deaneries of Charlton, Plumstead or Eltham & Mottingham: - Bishop John Robinson C of E (SE28); - Christ Church C of E (SE18); - St Alfege with St. Peter's C of E (SE10); - St. Margaret's C of E (SE18); - Eltham C of E (SE9).
6. Children, who with their parent(s)/ carer(s) or alone are regular and faithful worshippers at an Anglican Church and resides in the Deaneries of Charlton, Plumstead or Eltham & Mottingham;
7. Children, who with their parent(s)/ carer(s) or alone are regular and faithful worshippers at a Christian church and resides in the Deaneries of Charlton, Plumstead or Eltham & Mottingham;
8. Children, who with their parent(s)/ carer(s) or alone are regular and faithful worshippers at an Anglican or Christian church (see note 6) and resides outside the Deaneries of Charlton, Plumstead or Eltham & Mottingham.

If there are fewer applicants than the number of foundation places, any unfilled places will become additional Open places. Unsuccessful qualified applicants for foundation places will be considered for any Open places remaining unfilled at the end of the allocation procedure.

Open places will be given in the following priority order:

9. Looked after children or previously looked after children
10. Children with (or in a family with) a chronic and professionally supported medical or social need for a place at this school;
11. Children attending Christ Church C of E Primary School (SE10), which is in the Koinonia Federation i.e. pupils who are not eligible for a foundation place.
12. Children with a sibling attending the secondary phase of the school at the time of the child's admission;
13. Children in order of nearness of the home to the school.

If there are fewer applicants than the number of Open places, any unfilled places will become additional foundation places. Unsuccessful qualified applicants for foundation places will be considered for any community places remaining unfilled at the end of the allocation procedure.

St Paul's Academy

Finchale Road | Abbey Wood |
SE2 9PX | 020 8311 3868
stpaulsacademy.org.uk

Principal: Siobhan Malone

Age range: 11-16

Places available:

Faith: 160 Community: 80



St Paul's is unique in welcoming students from the Christian faith and students from our local neighbourhood. This creates an inclusive and diverse community where all are nurtured and supported to aspire to their highest levels of achievements.

We provide excellent pastoral care for our students who are primarily looked after by one of our faculties throughout their time at St Paul's. This allows for strong professional relationships to be built between students and their form tutor as well as family members. We see the partnership between home and school as key to the development and success of our students.


Our specialisms of sport and enterprise complement the academic curriculum and help our students develop lifelong skills, confidence and a greater awareness of the world they live in.

Our enterprise specialism is about raising students' aspirations and developing skills for further education and future employment. Our enterprise activities often focus on fundraising and social justice and since becoming an academy students have raised £210,000 for charity.

Our excellent facilities enrich the lives of both students and staff with a wide range of sporting activities for all, as well as an extensive programme of extra-curricular activities beyond timetabled lessons.

Applications to St Paul's Academy for entry 2022

	Total
Places available	240
Applications recieved	457
Distance of last offer (km)	9.95




Type of school

- ✓ Mixed
- ✓ All ability
- ✓ Academy



Open events

Please check the school's website for details.



Supplementary information form

Applicants applying for a Faith place should complete a Supplementary Information Form in addition to the Common Application Form.



Physical accessibility Full physical access

Full physical access throughout the school. Designated lift to access first floor. Accessible toilet facilities and a hygiene suite.



Admissions arrangements

First priority will go to children with an Education, Health and Care Plan (EHCP) naming the school. Remaining places will be given to two categories of entrant.

Faith places will be given in the following priority order:

1. Baptised Catholic looked after children and previously looked after children, including those children who appear to have been in state care outside of England and ceased to be in state care as a result of being adopted.
2. Baptised Catholic children from families where at least one parent or carer, or the child, is a practising Catholic and who, at the time of their application, live a local parish.
3. Baptised Catholic children from families where at least one parent or carer, or the child, is a practising Catholic and who, at the time of their application, live in parishes other than those considered under criterion 2 above.
4. Other baptised Catholic children.
5. Children enrolled in the catechumenate where there is support from a parish priest or his named representative.
6. Baptised Eastern Orthodox children.
7. Children of other Christian denominations which are members of Churches Together in England and whose applications are supported by a Minister of Religion of a designated place of worship.
8. Children of other faiths whose applications are supported by a statement from the religious leader of a designated place of worship.
9. The following order of priorities will be applied when it is necessary to decide between applications within any of the above categories:
 - a) Children with a sibling, living at the same address, attending the school at the time of the child's admission.
 - b) Children with a professionally supported medical, social or special educational need.
 - c) Children based on home to school distance.

Community places will be given in the following priority order:

1. Looked after children and all previously looked after children, including those children who appear to have been in state care outside of England and ceased to be in state care as a result of being adopted.
2. Children with a professionally supported medical or social need.
3. Children with a sibling, living at the same address, attending the school at the time of the child's admission.
4. Other children based on home to school distance.

St Thomas More Catholic Comprehensive School

Footscray Road | Eltham | SE9 2SU
020 8850 6700

stmcomprehensive.org

Principal: Stuart Sharp

Age range: 11-16

Places available: 124

A member of the South East London Catholic Academy Trust. At St Thomas More we encourage each individual to grow and develop, through the love and teaching of Christ, into responsible citizens who make a positive contribution to society. It is important that the school maintains a supportive Catholic ethos whilst challenging students to do their best.

St Thomas More is a school with the highest standards; excellent behaviour for learning is the key to success. A premium is put on courtesy, respect and good conduct.

Our consistent academic success puts us in the top 1.3% of schools nationally; our last measured Progress 8 score of +0.91 is well above average and placed us 87th in England out of 6,533 schools.


We offer a broad and balanced curriculum which is relevant to the needs of all students enabling them to reach their full potential.

An extensive extra-curricular timetable and huge number of school trip opportunities help our students develop into young adults ready to meet the challenges of the world. All students will attend residential trips in Years 7-9 and undertake the Duke of Edinburgh Bronze Award. An emphasis on charity work helps our students fulfil the Gospel values, in which we expect all aspects of their lives to be guided by.

Please visit our website to find out more about our school, including full details of our admission arrangements.

Applications to St Thomas More Catholic Comprehensive School for entry 2022

	Total
Places available	124
Applications recieved	616



Type of school


- ✓ Mixed
- ✓ All ability
- ✓ Academy



Open events

Please check the school's website for details.

Please note open event is 1 adult and 1 Year 6 child only.



Supplementary information form

You need to complete a supplementary information form in addition to the common application form.



Physical accessibility Partial physical access

Lift access to all floors, however some areas on the ground floor and first floor are not accessible to wheelchair users.

Lower school playground is fully accessible. Moveable ramp. Accessible toilets, showering and washing facilities.



Admissions arrangements

First priority will go to children with an Education, Health and Care Plan (EHCP) naming the school. Remaining places will be given in the following priority order:

1. Baptised catholic looked after children and previously looked after children, including those children who appear to have been in state care outside of England and ceased to be in state care as a result of being adopted.
2. Baptised, fully practising Catholic children of families where at least one Catholic parent or carer is a baptised, fully practising member of the Catholic church, where both child and parent or carer have attended Saturday evening or Sunday Mass every week (except for a valid reason such as illness), since the child started primary school. Also baptised, fully practising Catholic children of deceased Catholic parent(s) in the care of non-Catholic carer(s) where the child has attended Saturday evening or Sunday Mass every week (except for a valid reason such as illness), for a period of 3 years.
3. Baptised Catholic children of families, where at least one baptised Catholic parent or carer and child applying have attended Mass regularly, at least monthly but less than weekly, since the child started primary school. Also baptised, practising Catholic children of deceased Catholic parent(s) in the care of a non-Catholic carer, where the child has attended Mass regularly, at least monthly but less than weekly, since the child started primary school.
4. All other baptised Catholic children.
5. Other looked after children and all previously looked after children, including those children who appear to have been in state care outside of England and ceased to be in state care as a result of being adopted.
6. Children who are baptised members of Eastern Orthodox Churches.
The following order of priorities will apply when it is necessary to decide between applications within criteria 2, 3, 4 and 6 above:
 - a) Children with a sibling, living at the same address should read, attending the school at the time of application NOT at the time of the child's admission.
 - b) Medical, social and pastoral grounds supported by an appropriate professional.
 - c) In receipt of free school meals at the time of application.
 - d) Proximity to the school based on distance measured in a straight line from the centre of the applicant's home address to the centre of the school by RBG GIS measurement system
7. All other applicants

St Ursula's Convent School

Crooms Hill | Greenwich |
SE10 8HN | 020 8858 4613
stursulas.com

Headteacher: Kathleen Faherty

Age range: 11-16

Places available: 135



As a London Ursuline community, we are extremely proud of our academic achievements. Our students make outstanding progress in the subjects they study. Underpinning this is a commitment to equality and diversity for all. Excellent pastoral care is at the heart of all that we do, ensuring that the wellbeing of each student is catered for and that needs are met, regardless of what they are.

As a forward-looking school, we equip our students for the modern world through career and enterprise opportunities and national/international travel.

The day-to-day experience at St Ursula's is unique. We place our Ursuline ethos and faith formation at the heart of all that we do and all that we say. Serviam is at the root of everything. We develop students that put their faith into action by being independent leaders, kind, forgiving, generous of spirit and persevering. St Ursula's students are also part of a national and worldwide network of Ursuline schools. We firmly believe that once an Ursuline, always an Ursuline.

We place great emphasis on developing close partnerships with home and support wherever we possibly can.

We look forward to welcoming you to St Ursula's.

Applications to St Ursula's Convent School for entry 2022

	Total
Places available	135
Applications received	363



Type of school

- ✓ Girls
- ✓ All ability
- ✓ Voluntary aided




Supplementary information form

You need to complete a supplementary information form in addition to the common application form.



Open events

Please check the school's website for details.



Physical accessibility Limited physical access

One accessible toilet. The school is not accessible for wheelchair users and has no specialist facilities.



Admissions arrangements

First priority will go to children with an Education, Health and Care Plan (EHCP) naming the school. Remaining places will be given in the following order:

1. Baptised catholic looked after children and previously looked after children, including those children who appear to have been in state care outside of England and ceased to be in state care as a result of being adopted.
2. Baptised Catholic children from committed Catholic families with siblings in Years 7 to 11 who are on roll at the school at the time of admission.
3. Baptised Catholic children from committed Catholic families.
4. Other Baptised Catholic children.
5. Other looked after children and all previously looked after children, including those children who appear to have been in state care outside of England and ceased to be in state care as a result of being adopted.
6. Children of other Christian denominations. Evidence provided must be endorsed by a priest, minister or religious leader where the family regularly worship.
7. Children of other faiths. Evidence provided must be endorsed by a priest, minister or religious leader where the family regularly worship.
8. Other children.

Stationers' Crown Woods Academy

Bexley Road | Eltham |
SE9 2PT | 020 8850 7678
scwa.org.uk

Principal: Subreena Kazmi

Age range: 11-19

Places available: 270

We are proud of all our students and have the highest expectations of them in terms of academic achievement, personal development and conduct. Staff are committed to ensuring students are challenged and supported to reach their full potential.

Our approach ensures that every student is known and valued as an individual. Students join one of three 11-16 'home schools' based on their ability, skills and family ties. Each school has its own Head of School and a team of pastoral staff.

Our curriculum offers a rich variety of subjects with KS3 students following the International Baccalaureate Middle Years programme; the programme holistically addresses students' intellectual, social, emotional and physical wellbeing.

Students also benefit from clubs, tours, cultural visits and outdoor pursuits. World-class learning facilities include a library, multimedia digital centre, science laboratories, music suites, drama and dance studios, technology rooms, extensive indoor and outdoor sports facilities and landscaped grounds.

As a Stationers' school and part of the Leigh Academies Trust, students benefit from a range of unique opportunities, including 1:1 mentoring, work experience, career talks and guidance from business leaders. Please visit our website to find out more about our academy, including full details of our admission arrangements.

Applications to Stationers' Crown Woods Academy for entry 2022



Band	1	2	3	4	5	Untested	Total
Places available	54	54	54	54	54	-	270
Applications received	178	164	167	168	176	276	1,129
Distance of last offer (km)	2.87	2.31	2.10	2.52	1.48	-	-


Type of school

- ✓ Mixed
- ✓ All ability
- ✓ Academy



Open events and testing dates

Please check the school's website for details.



Testing arrangements

You will need to complete supplementary information form in addition to the common application form.



Physical accessibility

Full physical access

Full lift access to all floors and accessible toilets in all blocks. One accessible toilet and shower in the sports hall. Hygiene suites with a hoist, changing table, wash basin, shower facilities and toilet. Seven disabled parking bays.



Admissions arrangements

First priority will go to children with an Education, Health and Care Plan (EHCP) naming the school. Within each of one of the five the ability bands, places will be given in the following priority order:

1. Looked after children and all previously looked after children, including those children who appear to have been in state care outside of England and ceased to be in state care as a result of being adopted.
2. Children with a sibling attending the school at the time of the child's admission.
3. Children with an acute medical or social need for a place at the school.
4. Children of teaching staff at the school. The member of teaching staff needs to have been employed at the school for at least two years at the time of application and/or been recruited to fill a vacant post for which there is a demonstrable skill shortage.
5. Other children based on home to school distance.



Thomas Tallis School

Kidbrooke Park Rd | London |
SE3 9PX | 020 8856 0115
thomastallischool.com

Headteacher: Carolyn Roberts

Age range: 11-19

Places available: 270



Thomas Tallis is a big and happy school of over 2,000 students. We pride ourselves on being creative and inclusive with a very broad curriculum and stable, expert teaching.


Our Tallis Habits of persistence, discipline, imagination, inquisitiveness and collaboration permeate everything we do and we try hard to instil them in all our children. We are an inclusive school with specialist provision for deaf students and those with speech and language difficulties. We put a high value on positive peer pressure and on enabling students to make the right decisions for themselves. We are very supportive as well as having very high expectations. Our 'Tallis Character' values help our young people to be good citizens and play their part in school and other communities. We expect them all, at all times to be fair, honest, kind, respectful and optimistic.

As Tallis is a very big school, we have a very strong programme to help young people settle in. We want to inspire them and make them happy so they can enjoy being part of a school with a mission of education to understand the world and change it for the better.

Please visit our website to find out more about our school, including our Post 16 offer.

Please visit our website to find out more about our school, including full details of our admission arrangements.

Applications to Thomas Tallis School for entry 2022



	Total
Places available	270
Applications received	1,210
Distance of last offer (km)	1.87


Type of school

- ✓ Mixed
- ✓ All ability
- ✓ Community



Open events

Please check the school's website for details.



Physical accessibility

Rating 1

Full lift access to all floors. Two hygiene suites. Accessible toilets in all blocks. Four disabled parking bays.



Admissions arrangements

First priority will go to children with an Education, Health and Care Plan (EHCP) naming the school. Remaining places will be given in the following priority order:

1. Looked after children and all previously looked after children, including those children who appear to have been in state care outside of England and ceased to be in state care as a result of being adopted.
2. Children or their immediate family member with a chronic medical condition or social care need for a place at the school.
3. Children who have a sibling, living at the same address, who will be attending the school at the time of the child's admission.
4. Other children based on home to school distance.



Woolwich Polytechnic School for Boys

Hutchins Road | Thamesmead |
SE28 8AT | 020 83 10 7000
woolwichpoly.co.uk

Principal: Tom Lawrence

Age range: 11-18

Places available: 240



We are delighted to welcome you to Woolwich Polytechnic School for Boys.

We like to think of 'The Poly' as a family: we have a strong identity and know what it is to be and feel like a Poly boy, Poly girl or a Poly member of staff, summarised in our conversational maxim 'Poly and Proud'.

Our vision is "Success for everyone" and we understand that success looks different for every individual, meaning that we want all students to leave our care with ambitious and achievable options for their future careers or academic study. This is what makes us such an inclusive school and why we are always eager to celebrate diversity, proud that our very mixed family brings us great things - tolerance, understanding and a celebration of differences.

We offer a broad and balanced curriculum that leads to wider opportunities for our students. We offer an Extended Schools Programme every Saturday, often with over 350 students attending.

Our work with our sister school, Woolwich Polytechnic School for Girls, brings new ideas to us every day – we are stronger together and grateful for such a close partner.

Please visit our website to find out more about our school, including full details of our admissions at Post 16.

Applications to Woolwich Polytechnic School for Boys for entry 2022



	Total
Places available	240
Applications received	389
Distance of last offer (km)	9.86


Type of school

- ✓ Boys
- ✓ All ability
- ✓ Academy



Open events

Please check the school's website for details.



Admissions arrangements

First priority will go to children with an Education, Health and Care Plan (EHCP) naming the school. Remaining places will be given in the following priority order:

1. Looked after children and all previously looked after children, including those children who appear to have been in state care outside of England and ceased to be in state care as a result of being adopted.
2. Children, or an immediate family member, with a demonstrable chronic medical or social need for a place at the school.
3. Children with a sibling, living at the same address, attending either Woolwich Polytechnic School for Boys or Woolwich Polytechnic School for Girls (including the Post 16 provision) at the time of the child's admission.
4. Children of a staff member who is currently employed on permanent contract at the time of application for admission to the academy is made.
5. Other children based on home to school distance.

Physical accessibility

Partial physical access

Wheelchair access throughout.

One lift in the two storey building.

Three accessible toilets. One space with a hand basin, shower and toilet with grab rails.

3 disabled parking bays.



Woolwich Polytechnic School for Girls

Birchdene Drive | Thamesmead |
SE28 8RF | 020 8059 2800
woolwichpolygirls.com

Principal: Lizaan Williams

Age range: 11-16

Places available: 240



We are delighted to welcome you to Woolwich Polytechnic School for Girls.

Here at Woolwich Polytechnic School for Girls we strive to achieve excellence in all that we do. Our vision of "Success for Everyone" is one that applies to the whole school community. Our belief is that learning is infinite and having an open mind to learning new things is important to both academic progress and personal development, no matter what age or stage on your educational journey.

Relationships are our greatest asset and are at the heart of the school's success. We believe that an understanding of our girls and the world we live in helps us to provide the time and space to ensure they develop personally, socially, and emotionally.

We want our students to be kind, empathetic and confident members of a diverse society, that will allow them to become successful women, whose voices are heard and respected so that they will become influential, successful, and happy members of society.

Our Values - Care and Unity

Our Pillars – Resilience, Leadership and Excellence

We work closely with our partner school, Woolwich Polytechnic School for Boys, in order to maximise the benefits of new ideas and collaboration.


Applications to Woolwich Polytechnic School for Girls for entry 2022



	Total
Places available	240
Applications received	363
Distance of last offer (km)	3.51


Type of school

- ✓ Girls
- ✓ All ability
- ✓ Academy



Open events

Please check the school's website for details.



Physical accessibility

Full physical access.

Full lift access to all floors. Disabled toilets on all floors. One hygiene suite. Four disabled parking bays.



Admissions arrangements

First priority will go to children with an Education, Health and Care Plan (EHCP) naming the school. Remaining places will be given in the following priority order:

1. Looked after children and all previously looked after children, including those children who appear to have been in state care outside of England and ceased to be in state care as a result of being adopted.
2. Children, or an immediate family member, with a demonstrable chronic medical or social need for a place at the school.
3. Children with a sibling, living at the same address, attending either Woolwich Polytechnic School for Boys or Woolwich Polytechnic School for Girls (including the Post 16 provision) at the time of the child's admission.
4. Children of a staff member who is currently employed on a permanent contract at the time of application for admission to the academy is made.
5. Other children based on home to school distance.



How to apply

Making your application

Children born between 1 September 2011 and 31 August 2012 will transfer to secondary school in September 2022. This is not an automatic process and so you will need to apply for a Year 7 place for your child.

You can apply for schools in any area, but if you live in Royal Greenwich you need to make your application through us. If you live in another borough, you need to make your application through your home authority even if you would like to apply for a place in a Royal Greenwich school.

St Mary Magdalene CE is an all-through school. If your child attends the school's primary phase they have automatic entry into Year 7. There is no need to apply. However, if your child attends the school's primary phase and you wish to apply for other secondary schools, you will need to make an application.

Some boroughs have 14-19 schools. If you live in Royal Greenwich and wish to apply for a Year 10 place in a 14-19 school in another area, you need to apply according to their admission arrangements. To be eligible to apply for entry in September 2023, your child needs to have been born between 1 September 2008 and 31 August 2009.

Further information is available on page 51.

Special educational needs

If you live in Royal Greenwich and your child has an Education, Health and Care Plan (EHCP), you need to apply through a separate process.

Further information about special needs provision in the borough and how to apply is available on page 49. Our SEND Information, Advice and Support Service supports families of children with special needs. The service offers information, advice and guidance so that you can make an informed decision regarding your child's education.

The SEND Information, Advice and Support Service can be contacted at sendiass@royalgreenwich.gov.uk or on 020 8921 6921.

Applying online

Some of the advantages of applying online are:

- it is quick and easy to use
- the online system is open from 1 September and is available 24 hours a day, seven days a week
- there is no risk that your application will get lost or delayed in the post
- you will receive confirmation that your application has been submitted successfully
- you will get the result earlier - no waiting for your letter to arrive

To apply online go to eadmissions.org.uk
The closing date for applications is
31 October 2022

If you would rather complete a paper form, these are available on request by emailing school-admissions@royalgreenwich.gov.uk.

A PDF document will then be emailed to you to print off and complete. If you are sending your form back to us, please check that you have used the correct postage so that it does not get delayed in the post and be aware that we cannot acknowledge receipt of your application. If your application arrives after the closing date, it will be treated as a late application.

Application guidance notes

Please read the following carefully as it contains important information.

We hope you find the application guidance notes useful when completing your application. However, if you need additional support, our Families Information Service can help. This service is available to everyone and provides:

- a wide range of information on local secondary schools
- support in making informed and realistic preferences
- help in completing the relevant forms
- information about the appeals process

For advice and support, contact the Families Information Service at fis@royalgreenwich.gov.uk or on 020 8921 6921.

Parent or carer's details

To make an application, you must have parental responsibility for the child. For address verification purposes, it would be helpful if you are also a named person registered to pay Council Tax at your address.

If you are not the child's parent, you will need to provide proof of guardianship such as a child arrangements or court order. If you are applying online, you can submit this electronically. If you are sending a hard copy, please do not include original documents.

Home address

This must be a Royal Borough of Greenwich address and where your child lives as their only or principal residence. If your child lives equally between both parents, we consider the principal home address as being the address at which your child is registered whilst attending primary school, with a GP and, if applicable, the address of the parent who is in receipt of state benefits for your child.

Proof of address

You do not need to provide proof of address if you are registered to pay Council Tax or receive Council Tax benefit for the property if it is in Royal Greenwich.

We will check our Council Tax records to confirm that the address you have given on your application form is your principal home address.

If you are not registered to pay Council Tax, either because you are not liable or have recently moved, you will need to provide one of the following as proof of your address:

- opening accounts for public utilities such as electricity, gas or water
- a tenancy agreement via a commercial letting agency (the tenancy period must extend beyond the start of the academic year in which your child starts secondary school)
- proof of payment of rent to a landlord on a regular basis
- evidence of completion of the purchase of a new property on or after the date of completion.

If you are unable to provide any of the above documentation, it is important that you seek advice from us. If you are not listed on our Council Tax records and do not provide the relevant proof, your application will not be processed.

Overseas applicants

If you live overseas, we will process your application using your future Royal Greenwich address, pending satisfactory evidence of your relocation date and address. Evidence could include:

- a mortgage or commercial rental agreement for a property in the borough
- deeds for a property in the borough
- a letter from an employer on headed paper showing a transfer date to the area

You will need to provide this by 31 October 2022.

If you are unable to provide evidence of a future Royal Greenwich address, we will process the application from your current overseas address.



However, we will require evidence before the school year or term begins to confirm that your child now lives in the borough. This could be in the form of:

- **boarding pass or flight details for your child's journey to the UK**
- **written confirmation of registration with a local GP**

If this cannot be provided or it is provided but your child does not start on the date agreed with the school, we may withdraw the offer and allocate the place to another child.

Military families and Crown Servants

Members of UK armed forces and Crown Servants should provide details of a 'posting' or 'quartering' address in the borough in the absence of an actual home address.

False or misleading information

School places are offered on the basis of the principal home address. Unfortunately, some parents and carers supply false or misleading information on the application form hoping that it will increase their chances of being offered a place at a particular school. For example, they claim to live at the address of a relative rather than at their principal home or give the address of a property rented for a period of time before returning to their principal home. This could result in a child who should have been offered a place at that school being deprived of it.

Our application forms contain a statement that the information supplied is true and that providing false or misleading information may render the application invalid. By submitting an application, you are agreeing to this.

In establishing your principal home address we will check records held within the Council and with external agencies. Where there is suspected fraud, we will require applicants to provide additional evidence

and the case will be referred to our Internal Audit and Anti-Fraud Team for investigation.

If we find that an application was made on the basis of false or misleading information, it will be withdrawn from the secondary admission process. It will be treated as a late application, using the principle home address.

If an offer of a school place is made on the basis of false or misleading information, we will withdraw the offer. This may be after the child has started at the school.

Change of address

If you move address within Royal Greenwich after submitting your application, you must let us know in writing no later than four weeks from the date of your move and by 9 December 2022. We will require proof of your new address. You can do this by emailing us at school-admissions@royalgreenwich.gov.uk.

If you move to a new address without telling us, and secure an offer of a school place based on your old address, we shall consider this as being misleading information and the offer will be withdrawn. Your application will be reconsidered on the basis of your new home address.

If you move to our borough from another area on or before 9 December 2022, your previous home authority will forward your application to us so that we may take over responsibility.

If you move into Royal Greenwich after this date, your application will remain the responsibility of the local authority in whose area you lived when you made your application. We will take over responsibility after 1 March 2023.

If you move out of Royal Greenwich to another area after submitting your application to us, you should also contact your new home authority to obtain details of their arrangements.

School preferences

You can apply for up to six secondary schools, listing them in preference order. If you are applying for a Year 10 place at a 14-19 school, you can name three preferences. You can also state the reason for each preference should you wish to do so.

Before deciding on your preferences, you should consider each school's admission criteria and the previous year's application rates to see whether your child is likely to be offered a place

Although it is for you to decide on your preference schools, your preferences do need to be realistic. We recommend that you do not 'waste' a preference by naming a school at which your child is unlikely to be offered a place.

Your preference schools can be in Royal Greenwich or in other areas, but not independent schools. Please bear in mind that some schools may have additional requirements such as banding tests and entry exams. You should contact the school for details of their procedures and timetables.

You do not have to list six schools, but the more schools you list, the better your chances of being offered a place at one of them.

Please do not list a school more than once. Your child can only be considered once for each school so any duplicate lower preferences will be deleted.

As any of your preferences may be offered, you should not name a school that you do not wish your child to attend.

While there is no guarantee that your child will be offered a place at any of your preference schools, we recommend that you include schools nearest to your home address. If you do not, and it is not possible to offer you one of your preferred schools, your child may be allocated a school much further away.

Please make sure that you have ranked your preferences in the order you genuinely want them to be considered.

Any changes you wish to make to your preferences after the closing date will only be considered once all applications, including those submitted late, have been processed. This is likely to be from May 2023 onwards.

Offer of a place

Each of your preferences will be considered individually under each school's admission criteria. If more than one offer can be made from your list of preferred schools, we will check your application to see which one is ranked highest and offer you that place. If only one school can be offered from your list, this is the school we will offer. Any schools listed as a lower preference will be automatically withdrawn so that these places can be offered to other applicants.

If it is not possible to offer any of your preference schools, your child will be allocated a place at the nearest school with a vacancy. Please bear in mind that the allocations process is based solely on distance. This means your child could be allocated a place at any school. If your child is not offered a Year 10 place at a 14-19 school, it is expected that they will remain at their current school.

If you applied online, you can log on to eadmissions.org.uk during the evening of 1 March 2023 to view the outcome of your application.

Go to eadmissions.org.uk to see the outcome of your application

If you applied using the paper form you will not be able to receive the result of your application electronically. We will send a letter, by first class post, on 1 March 2023 informing you of the outcome of your application.



Accepting the offer

If your child is offered a place at a preference school, we will assume that you wish to accept this offer and record this as such. In the unlikely event that you do not wish to accept the offer, you will need to let us know. You can do this by emailing us at school-admissions@royalgreenwich.gov.uk.

If you have been allocated a school, you will need to let us know if you wish to accept or decline this offer. The simplest way to do this is by emailing us at school-admissions@royalgreenwich.gov.uk. Alternatively, if you applied online, you can respond via the eadmissions portal at eadmissions.org.uk or if you applied using the paper form, complete and return the reply slip attached to your notification letter.

You need to respond by 15 March 2023. If you do not reply by this date and we can show that every reasonable effort has been made to contact you, the offer will be withdrawn.

If you do not accept the offer, you will need to confirm what alternative arrangements you are making for your child's education.

Admission of children outside their normal age group

If you would like to request for your child to be educated outside their normal age group, you must still make an application for a school place. You will need to put your request to us separately in writing. You may also provide supporting documentation should you wish to do so.

The admission authority for each of your preference schools will make a decision based on the individual in line with current DfE guidance. They will take account of your views; information about your child's academic, social and emotional development; their medical history and the views of a medical professional, if applicable, and whether they have previously been educated outside their normal age group. The

admission authority will also take into account the views of senior staff within the school and other professionals.

Current DfE guidance does not suggest that children are educated outside of their normal age group due to Covid-19.

You will be advised in writing of the decision regarding the year group your child should be admitted to and the reasons why this decision was reached. If the admission authority does not agree to your request, there is no formal right of appeal.

Late applications

Applications received after the closing date but before 9 December 2022 may be treated as being late with 'good cause', if family or other circumstances made it impossible to apply by the closing date. An application submitted late with 'good cause' is treated the same as those applications submitted on time. Examples of what is considered to be 'good cause' include where a single parent or carer has been seriously ill for some time during the application period, there has been a recent death in the family, or if a family has just moved into the area.

You need to state the reason why you are applying late, providing documentary evidence where possible. We can then assess whether your application should be treated as late with 'good cause'.

Late applications received by 9 December 2022 that are not late with 'good cause' and all applications submitted after this date will be considered from April 2023 onwards.

The online system closes on 17 August 2023. If you are submitting your application after this date, you will need to complete a paper form. These are available on request by emailing school-admissions@royalgreenwich.gov.uk. A PDF document will then be emailed to you to print off and complete.

Waiting lists

Waiting lists are maintained in the same order as the published admission criteria. Priority is not given on the basis of when a child's name was added to the list or whether an offer of an alternative school has been accepted. This means that a child's position on a school's waiting list can move up or down the list. Your child's name will automatically be added to the waiting list for any school you listed as a higher preference than the school offered. This also applies if you are not offered any of your preference schools.

If you do not want your child's name added to a school's waiting list, you will need to let us know. You can do this by emailing us at school-admissions@royalgreenwich.gov.uk.

To use our online waiting list checker for community schools go to royalgreenwich.gov.uk/admissions

Academies and voluntary aided schools can be contacted directly for details of their waiting lists.

Most schools maintain a waiting list until the end of August 2024. If you would like your child's name to remain on the waiting list for the following academic year, you will need to re-apply.

Please check individual school's arrangements for further information.

Appeals

You have the right to appeal against the decision not to offer your child a place at any school you listed as a preference. However, we expect that you will only appeal for a place at a higher preference school.

To appeal go to school admission appeals at royalgreenwich.gov.uk/admissions

If you wish to appeal against a decision not to offer your child a place at a community school, you need to complete our appeal form stating your reasons for appealing against the admission decision.

To appeal online and obtain guidance notes on the appeals procedure, go to royalgreenwich.gov.uk/admissions.

If your child has not been offered a place at an academy or voluntary aided school, you will need to complete an appeal form provided by that school.

All appeals are heard by an independent appeal panel in accordance with the Schools Standards & Framework Act 1998.

Of the 37 appeals for community schools for entry in September 2021, two were successful

The deadline for submitting an appeal form is 28 March 2023, so that hearings can take place in May and June. If you submit an appeal form after this date, it is likely that your appeal will not be heard until the following September.

In-year admissions and school transfers

The following information only applies if your child was born before 1 September 2009. In-year applications for the academic year 2023/24 open on 1 July 2022.

In-year admissions

You will need to complete an in-year secondary application if you would like to apply for a place at any of the following schools:

- **Eltham Hill School**
- **Plumstead Manor School**
- **Thomas Tallis School**

To apply online and see a flow chart of the in-year admissions process, go to royalgreenwich.gov.uk/admissions. If you would rather complete a paper form, please email school-admissions@royalgreenwich.gov.uk. We will email the document to you, for you to print off and complete.

Admission decisions are made using the criteria set out in our booklet Secondary Schools in Royal Greenwich 2022/23. Further information on how to apply is available from page 42. A PDF copy of the booklet is available at royalgreenwich.gov.uk under archive.

If we are unable to offer a preference school and you live in Royal Greenwich, your child will be allocated a place at the nearest school with a vacancy in the relevant year group. In some instances we may offer an alternative education placement if it is best suited to your child's needs.

If you would like to apply for a place at any of the following schools, you will need to apply directly to the school:

- **Ark Greenwich Free School**
- **The Halley Academy**
- **Harris Academy Greenwich**
- **Leigh Academy Blackheath**
- **The John Roan**
- **Royal Greenwich Trust School**
- **St Mary Magdalene CE School**
- **St Paul's Academy**
- **St Thomas More Catholic Comprehensive School**
- **St Ursula's Convent School**
- **Stationers' Crown Woods Academy**

- **Woolwich Polytechnic School for Boys**
- **Woolwich Polytechnic School for Girls**

If you would like your child to be considered for schools in other areas, you need to contact the local authority in which the school is situated to find out how to apply.

School transfers

Changing schools can be disruptive and may not be in your child's best interests. Other schools may not offer the same GCSE options as your child's current school or, if they do offer the same options, they may follow a different curriculum. This could mean that the course work your child has already completed will not contribute towards their final grade. We recommend that, before requesting a transfer, you discuss your reasons with senior staff at your child's current school. They will be happy to discuss your concerns and help resolve any issues.

Fair Access

We operate a Fair Access system so that children with a history of challenging behaviour and vulnerable children are offered the most appropriate education placement as quickly as possible.

Our Fair Access Panel meets on a fortnightly basis and consists of representatives from Royal Greenwich secondary schools, the local authority and other agencies which support children and their families. The panel considers all information available and the child's individual circumstances to make an informed decision as to which education placement would best meet the child's needs. This placement can be in a mainstream school, Pupil Referral Unit or with an alternative education provider.

Children placed through our Fair Access system take priority over children on a school's waiting list and those awaiting an appeal.

To obtain a copy of our Fair Access protocol and factsheet go to royalgreenwich.gov.uk/admissions.

Additional information

We offer a range of services to assist children in getting the best out of their education. The following section gives brief details of some of these support services and where to go for further information.

Free school meals

If you receive a qualifying benefit, your child may be eligible for free school meals. The qualifying benefits are:

- **Income Support**
- **Income-based Jobseeker's Allowance**
- **Income-related Employment and Support Allowance**
- **Support under part six of the Immigration and Asylum Act 1999**
- **Child Tax Credit only**
(provided you are not entitled to Working Tax Credit and your annual income does not exceed £16,190)
- **Pension Credit Guarantee**
- **Universal Credit with an annual net income of no more than £7,400**
- **Working Tax Credit run-on**
(paid for four weeks after you stop qualifying for Working Tax Credit)

If your child was in receipt of free school meals on 31 March 2018 they should continue to receive free school meals until the end of the universal credit roll out period, and then until their phase of education ends. This covers until at least Summer 2023, and applies even if where family circumstances change and your child would no longer meet the eligibility criteria. This does not mean that a sibling joining the school is automatically eligible. You will need to apply for them.

For further details, contact the Pupil Benefits Section at pandsbenefits@royalgreenwich.gov.uk or on **020 8921 2570**.

Travel assistance

All children and young people under the age of 19 who are in full-time education can travel free on London buses and trams. For up-to-date information about eligibility and application forms, please go to Transport for London's website at tfl.gov.uk or contact the Oyster Card helpline on **0343 222 1234**.

The majority of children with special educational needs and disabilities (SEND) do not receive specialised travel assistance from Royal Greenwich. It is expected, wherever possible, that parents of children with an Education, Health and Care Plan (EHCP) will make arrangements for their child to attend school in the same way as for parents of children without an EHCP, as this is an important factor in developing the child's independence, social and life skills. Travel assistance to and from school may be provided for children with an EHCP who are unable to use public transport because of their special needs. We may also offer travel assistance to children where a medical condition prevents them from using public transport.

To obtain a copy of our school travel assistance policy, go to: royalgreenwich.gov.uk/schooltravelassistance.

If you have any further queries, contact our SEND Travel Assistance Service at SEND.travelassistance@royalgreenwich.gov.uk or **020 8921 8029**.

Special educational needs and disabilities

Most children with special needs will not have an EHCP, and so will apply for a secondary school in the same way as any other child starting school.

We provide a range of specialist services to support children with special needs and disabilities in our schools and they achieve excellent outcomes.

We also have mainstream schools with DSP. Children spend some of their time in the DSP, depending on their needs, accessing the specialist resources within them. Depending on the area of need, different professionals will be on site to deliver support.

We have DSP provision in secondary schools for children with Autistic Spectrum Disorders (ASD), ASD and associated mental health difficulties, visual impairment, language impairment, moderate learning disabilities, moderate and more complex learning difficulties, and children who are deaf or have a hearing impairment.

Children do not require an EHCP to obtain a place in a DSP. Applications for this type of provision

should be made in exactly the same way as described in this booklet, but with a clear reference to medical or social care needs and a statement that this is a DSP application in preference reasons. Evidence to support the application should be provided in the same way. Year 7 DSP places are considered by the SEND Admissions Panel and parents will be informed of the outcome on 1 March as described earlier in this booklet.

Our Local Offer sets out the services for children with special needs and disability that are available in their school or area. As support services may differ between boroughs, we advise you to consider the Local Offer for the borough in which schools are based before deciding on your preferences.

To help you consider options for your child starting secondary school, and for information on SEND admissions criteria, go to royalgreenwich.gov.uk/localoffer.

Some children with very complex needs, and who have an EHCP, attend special schools. The secondary special schools in Royal Greenwich are:

Charlton Park Academy

Charlton Park Road, SE7 8HX
020 8854 6259

charltonparkacademy.com

Principal: Mark Dale-Emberton

Age range: 11-19, mixed

Physical accessibility: Full physical access

Students with profound and multiple learning difficulties, severe learning difficulties, autistic spectrum disorder and physical disability.

Kings Oak School

Eltham Palace Road, SE9 5LX
020 8850 8081

kingsoakschool.co.uk

Executive Headteacher: Meic Griffiths

Head of School: Jill Smith

Age range: 11-16, boys

Physical accessibility: Partial physical access

Students with social, emotional and mental health difficulties.

Willow Dene Secondary School

Oakmere Road site, Oakmere Road, SE2 0XX
willowdene.greenwich.sch.uk

Headteacher: Rachel Harrison

Executive Headteacher: John Camp

Age range: 11-16, mixed

Physical accessibility: Full physical access

Students with autistic spectrum disorder, complex and severe learning difficulties, and physical difficulties.

Places are allocated to these schools via the SEND Admissions Panel. For more information about special needs provision contact our SEND Assessment and Review Service at special-needs@royalgreenwich.gov.uk or **020 8921 8029**.

14-19 schools

Some boroughs have 14-19 schools. If you live in Royal Greenwich but wish to apply for a Year 10 place in a 14-19 school in another area, you need to apply according to their admission arrangements. To be eligible to apply for entry in September 2023 your child needs to have been born between 1 September 2008 and 31 August 2009.

14-19 schools are called University Technical Colleges (UTCs) or Studio Schools. UTCs are set up by universities and businesses, and specialise in one or two technical subjects. In Years 10 and 11 they offer a similar GCSE curriculum to a typical secondary school, including English and maths, as well as their specialist areas. You can find out more at utcolleges.org/utcs.

Studio Schools are similar to UTCs in that they have employer involvement in the curriculum. They focus on developing skills needed for employment, involving personal coaching and work experience. They have a similar curriculum to a typical secondary school.

Below is a list of all 14-19 schools in London and surrounding areas which admit children into Year 10. The application process will be on the website for each school.

UTCs

- **BMAT STEM Academy**
btmatstem.org.uk
- **Elstree UTC**
elstreeutc.co.uk
- **Elutec (East London UTC)**
elutec.co.uk
- **Global Academy UTC**
globalacademy.com
- **UTC Heathrow**
heathrow-utc.org
- **Leigh UTC**
theleighutc.org.uk
- **London Design & Engineering UTC (LDEUTC)**
ldeutc.co.uk
- **Mulberry UTC**
mulberryutc.co.uk
- **South Bank Engineering UTC**
southbank-utc.co.uk
- **Waterfront UTC**
waterfront-that.org.uk
- **Watford UTC**
watfordutc.org

Studio schools

- **De Salis Studio College**
desalisstudiocollege.co.uk
- **Logic Studio School**
logicstudioschool.org
- **Parkside Studio College**
parksidestudiocollege.co.uk
- **Space Studio West London**
spacestudiowestlondon.org

Other provision

- **The BRIT School for Performing Arts and Technology**
brit.croydon.sch.uk
- **The Norwood School**
thenorwoodschool.org

Post 16 provision

Young people are expected to continue in education or training up to the age of 18, which could be through:

- Full time study in a school, college or training provider;
- An apprenticeship, traineeship or supported internship; or
- Part time accredited study combined with full time work or volunteering (20 hours or more).

Post 16 provision in Royal Greenwich includes:

- Eltham Hill School
- London South East College, Greenwich Campus
- The Halley Academy
- Harris Academy Greenwich
- The John Roan
- Plumstead Manor School
- Ravensbourne College
- Royal Greenwich Equestrian Centre, Hadlow College
- Royal Greenwich Trust School
- St Mary Magdalene CE School
- Shooters Hill Sixth Form Campus
- Skills for Growth (Apprenticeship training)
- Stationers' Crown Woods Academy
- Thomas Tallis School
- Woolwich Polytechnic School for Boys

All of the above providers offer a broad and exciting range of opportunities designed to enable all young people to progress and fulfil their potential.

For further information on Post 16 learning opportunities in Royal Greenwich, visit royalgreenwich.gov.uk/post16 or contact the individual providers.

For schools' Post 16 admission arrangements, go to royalgreenwich.gov.uk/admissions.

Neighbouring authorities

Bexley School Admissions Team

Civic Offices, 2 Watling Street, Bexleyheath DA6 7AT
bexley.gov.uk
schooladmissions@bexley.gov.uk
020 8303 7777

Bromley School Admissions Team

Civic Centre, Stockwell Close, Bromley BR1 3UH
bromley.gov.uk
school.admissions@bromley.gov.uk
020 8313 4044
Monday to Friday, midday to 3pm

Kent Fair Access Department

Sessions House, County Hall, Maidstone ME14 1XQ
kent.gov.uk/schooladmissions
kentonlineadmissions@kent.gov.uk
030 0041 2121
Monday to Friday 9am to 5pm

Lewisham Admissions and Fair Access Team

Laurence House, Catford SE6 4RU
lewisham.gov.uk
secondaryadmissions@lewisham.gov.uk
(secondary Year 7 entry)
primaryadmissions@lewisham.gov.uk
(primary reception entry)
schooladmissions@lewisham.gov.uk
(in-year admissions and general enquiries)
020 8314 8282
Monday to Thursday, 9am to 1pm

Useful contacts

Coram Children's Legal Care

Coram Community Campus, 48 Mecklenburgh Square, London WC1N 2QA
childlawadvice.org.uk
0300 330 5485

Department for Education

Sanctuary Buildings, 20 Great Smith Street, London SW1P 3BT
education.gov.uk
0370 0002 288

Education and Skills Funding Agency

10 Victoria Street, London SW1H 0NN
gov.uk

Local Government Ombudsman

PO Box 4771, Coventry CV4 0EH
lgo.org.uk
0300 0610 614

Office of the Schools Adjudicator

Bishopsgate House, Feethams, Darlington DL1 5QE
education.gov.uk/schoolsadjudicator
01325 340 402

Southwark Diocesan Board of Education (Church of England)

48 Union Street, London SE1 1TD
education.southwark.anglican.org
020 7234 9200

Southwark Schools Education Committee (Roman Catholic)

St Edward's House, St Paul's Wood Hill, Orpington BR5 2SR
educationcommission.org.uk
01689 829 331

The information contained in this booklet was correct at the time of going to print. Royal Greenwich reserves the right to make changes to what is published on our website at royalgreenwich.gov.uk/admissions.

Apply online at eadmissions.org.uk

Children's Services

Admissions Service | The Woolwich Centre | 35 Wellington Street | SE18 6HQ | school-admissions@royalgreenwich.gov.uk | Contact Centre: 020 8921 8043